
Item 8 **Information**

Quarterly and Annual Lobbying Summary

Executive Summary: This item presents a summary of activities reported to the Ethics Commission by lobbying entities for 2022 and the fourth quarter of 2022.

Recommended Action: This item is for informational purposes only.

Authors: David Tristan, Executive Director
Heather Holt, Deputy Executive Director
Kiyana Asemanfar, Lobbying Program Manager
Ayojide Hospidales, Lobbying Program Analyst

Presenter: Kiyana Asemanfar, Lobbying Program Manager

Lobbying Summary: 4th Quarter 2022 and 2022 Annual Overview

A. Introduction

The Municipal Lobbying Ordinance (MLO) regulates persons who receive compensation to lobby City agencies. Los Angeles Municipal Code (LAMC) §§ 48.01, *et seq.* When lobbyists, lobbying firms, and lobbyist employers meet certain qualification thresholds, they are required to register with the Ethics Commission and file quarterly disclosure reports summarizing their activities. This item summarizes information reported for the fourth quarter of 2022 and provides an overview of all reports submitted in 2022.

The payments and activities indicated in this report may change if filers submit amendments to their quarterly reports. The most recent figures may be accessed online. Registration statements and quarterly reports can be found on the Public Data Portal at ethics.lacity.org/data/lobbying/registrations. The Lobbying Dashboard also provides an interactive historical summary of lobbying data and is available at ethics.lacity.org/lobbying/lobbying-dashboard.

B. 4rd Quarter Lobbying Entities

The table below identifies the number of registrations as of the fourth quarter of 2022.

	Lobbyists	Clients	Lobbying Firms	Lobbyist Employers
Q4 2022 YTD	573	2,449	119	102

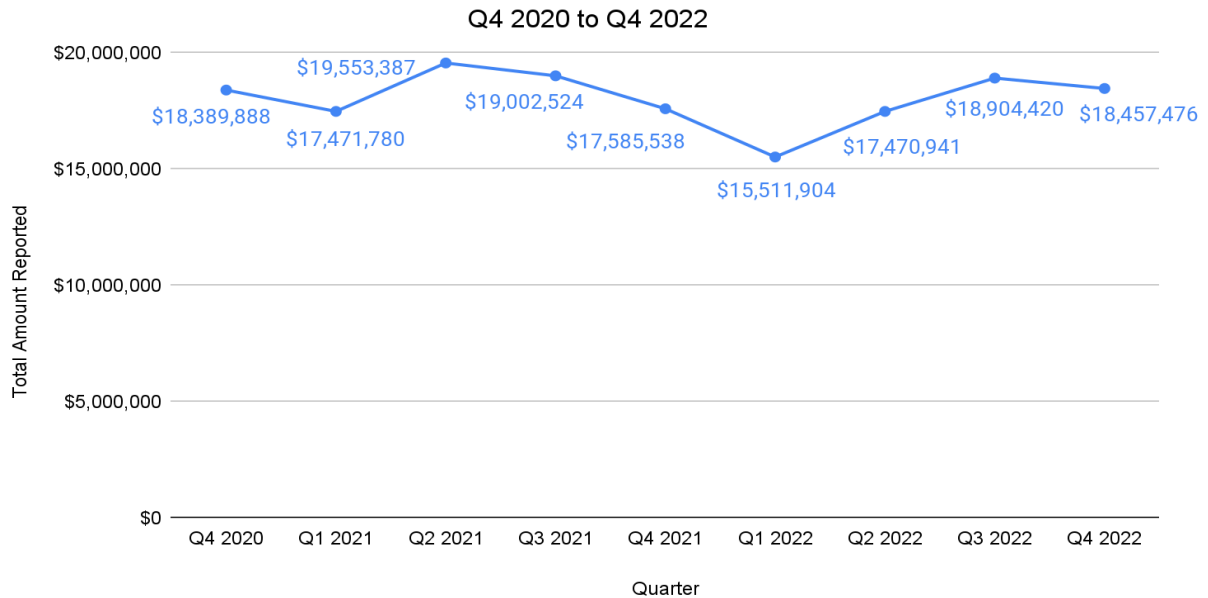
Lobbyists, lobbying firms, and lobbyist employers were required to file disclosure reports for the fourth quarter by January 31, 2023. Of all 794 required disclosure reports, 96 percent were filed on time. Late fees totaling \$4,425 were assessed for reports filed after the deadline.

C. Highest Paid Lobbying Firms

1. 4th Quarter 2022

Lobbying firms reported total payments from clients in the amount of \$18,457,476 for the fourth quarter of 2022. This marks a two-percent decrease in total payments compared to the previous quarter. The graph at the top of the next page shows total payments from clients reported over the past two years.

Lobbying Payments from Clients to Firms (Quarter to Quarter)

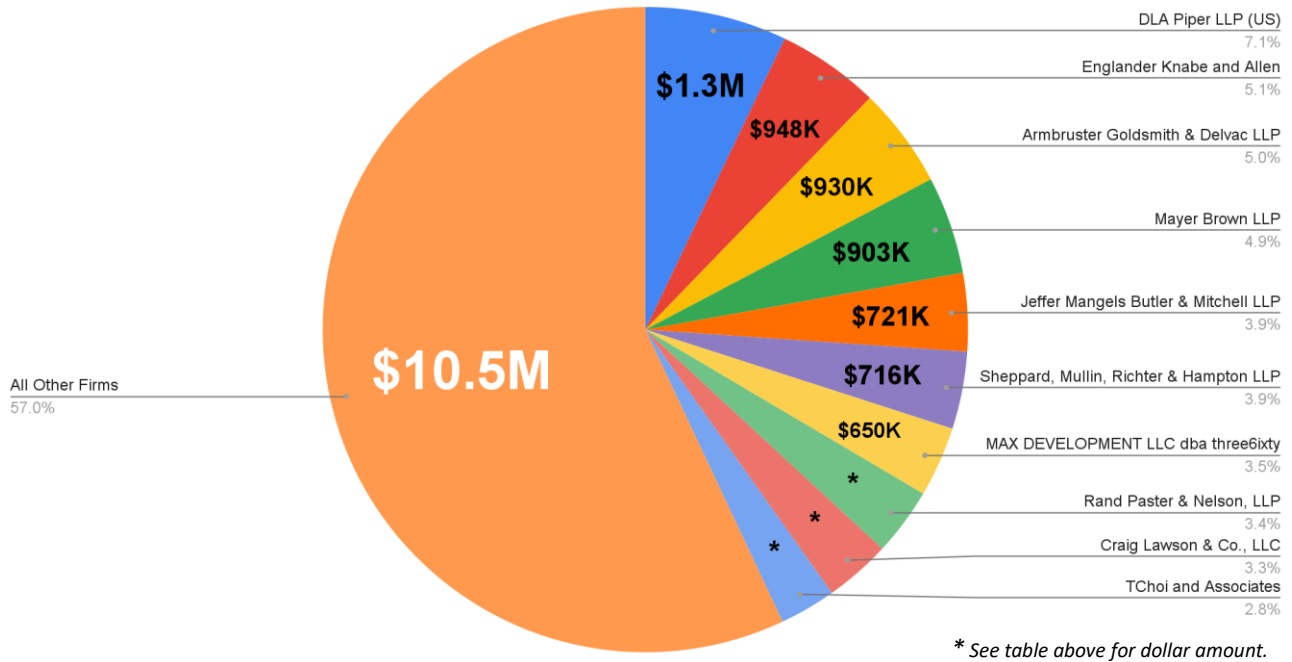


The ten lobbying firms that reported the highest total client payments for the fourth quarter of 2022 are identified in the table below and the pie chart on the next page. Together, these firms reported receiving a total of \$7,937,671, representing 43 percent of all reported payments. For comparison, the table also indicates the payments received by these same firms in the previous quarter and in the same quarter last year. More details regarding the payments made to these firms are provided in Attachment A.

Highest Paid Lobbying Firms				
Based on client payments reported as received in Q4 2022.				
Rank	Lobbying Firm	Q4 2022 Payments	Q3 2022 Payments (& Rank)	Q4 2021 Payments (& Rank)
1	DLA Piper LLP (US)	\$1,313,445	\$1,556,754 (1)	\$932,333 (3)
2	Englander Knabe and Allen	\$947,770	\$1,123,774 (2)	\$1,025,878 (2)
3	Armbruster Goldsmith & Delvac LLP	\$929,739	\$721,961 (4)	\$804,346 (4)
4	Mayer Brown LLP	\$902,534	\$503,878 (9)	\$410,727 (9)
5	Jeffer Mangels Butler & Mitchell LLP	\$721,296	\$394,510 (12)	\$256,220 (18)
6	Sheppard, Mullin, Richter & Hampton LLP	\$716,344	\$990,981 (3)	\$1,166,932 (1)
7	MAX DEVELOPMENT LLC dba threeSixty	\$650,252	\$540,894 (6)	\$675,316 (6)
8	Rand Paster & Nelson, LLP*	\$625,444	\$469,058 (11)	n/a
9	Craig Lawson & Co., LLC	\$611,201	\$682,324 (5)	\$692,696 (5)
10	TChoi and Associates	\$519,645	\$522,894 (7)	\$327,911 (13)
Total Top 10 Firms		\$7,937,671	--	--
Total Other Firms		\$10,519,805	--	--
Total All Firms		\$18,457,476	\$18,904,420	\$17,585,538

* Rand Paster & Nelson, LLP was not registered as a lobbying firm in Q4 2021.

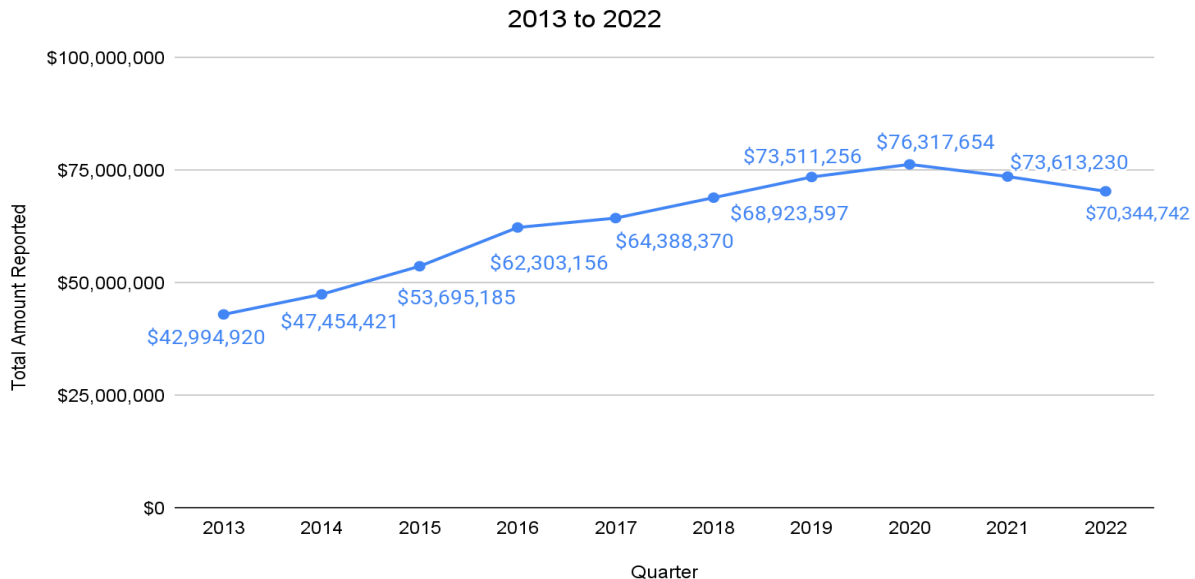
Q4 2022 Overview: Payments to Lobbying Firms



2. 2022 Annual Overview

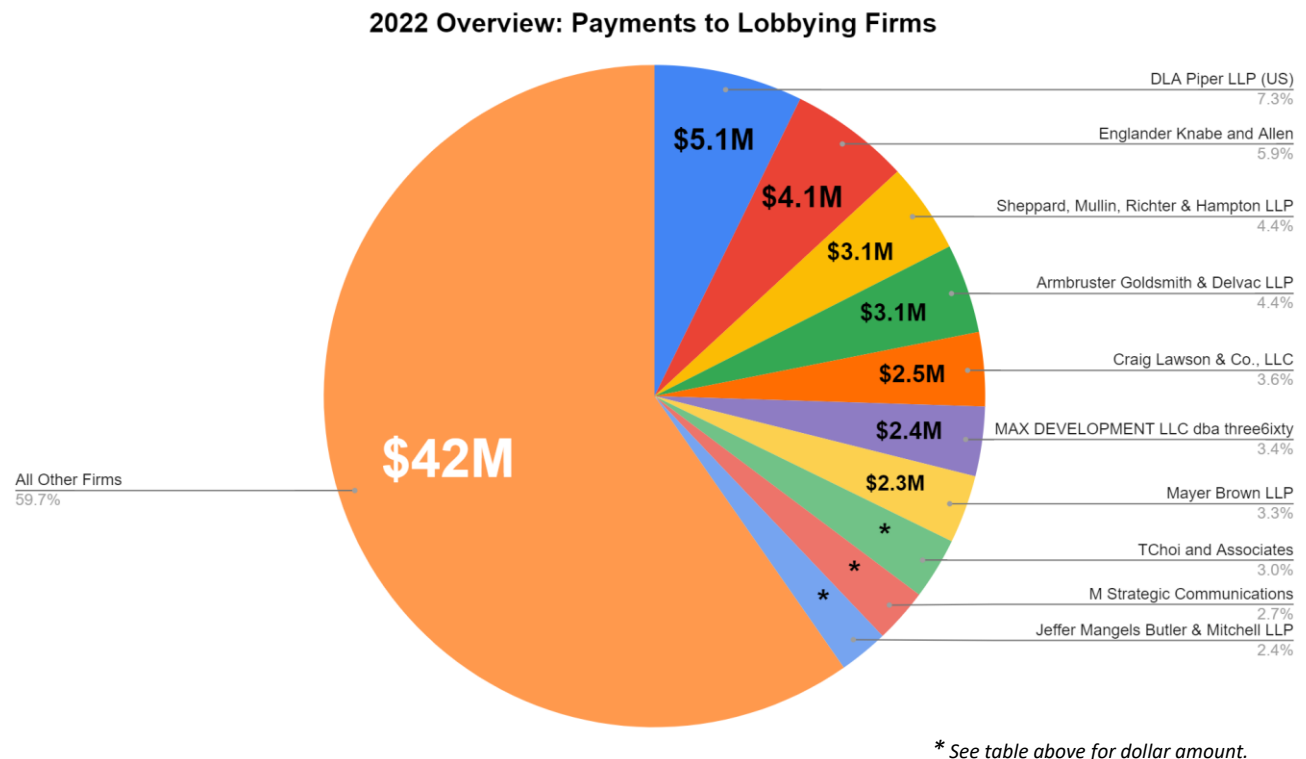
In 2022, lobbying firms reported total payments from clients in the amount of \$70,344,742. This marks a four-percent decrease in total payments compared to the previous year. The graph below shows total payments from clients reported over the past decade.

Lobbying Payments from Clients to Firms (Year to Year)



The following table and pie chart identify the ten highest paid lobbying firms over the course of 2022. The table also identifies lobbying payments received by those entities in 2021.

Highest Paid Lobbying Firms <i>Based on client payments reported as received in 2022.</i>			
Rank	Lobbying Firm	2022 Payments	2021 Payments (& Rank)
1	DLA Piper LLP (US)	\$5,111,189	\$5,509,135 (1)
2	Englander Knabe and Allen	\$4,130,438	\$4,035,900 (3)
3	Sheppard, Mullin, Richter & Hampton LLP	\$3,093,797	\$5,403,776 (2)
4	Armbruster Goldsmith & Delvac LLP	\$3,061,644	\$3,422,662 (4)
5	Craig Lawson & Co., LLC	\$2,540,084	\$2,822,763 (5)
6	MAX DEVELOPMENT LLC dba three6ixty	\$2,387,458	\$2,443,528 (6)
7	Mayer Brown LLP	\$2,341,893	\$1,613,312 (10)
8	TChoi and Associates	\$2,118,103	\$2,121,003 (7)
9	M Strategic Communications	\$1,867,500	\$1,932,000 (8)
10	Jeffer Mangels Butler & Mitchell LLP	\$1,693,336	\$1,007,226 (21)
Total Top 10 Firms		\$28,345,443	--
Total Other Firms		\$41,999,299	--
Total All Firms		\$70,344,742	\$73,613,230



D. Highest Paying Clients

1. 4th Quarter 2022

In the fourth quarter of 2022, there were 2,449 registered lobbying clients. Lobbying firms are required to disclose the payments they receive from each client for their representation on City matters. The table below identifies the ten lobbying clients that made the highest payments to lobbying firms in the fourth quarter of 2022.

Combined, these clients paid \$2,855,902 or approximately 15 percent of the total \$18,457,476 that lobbying firms reported as received. For comparison, the table also indicates the payments made by these top ten clients in the previous quarter and in the same quarter last year. Clients that were not among the top ten clients for the relevant reporting period have a rank indicated as “n/a”. More details regarding the ten highest paying clients in the fourth quarter of 2022 are provided in Attachment B.

Highest Paying Clients <i>Based on aggregate client payments reported for Q4 2022.</i>				
Rank	Lobbying Firm	Q4 2022 Payments	Q3 2022 Payments (& Rank)	Q4 2021 Payments (& Rank)
1	BARDAS Investment Group	\$653,129	\$773,777 (1)	\$131,261 (n/a)
2	AIR Communities*	\$478,060	\$0 (n/a)	n/a
3	AEG	\$399,130	\$133,468 (n/a)	\$11,568 (n/a)
4	Chick-Fil-A	\$383,876	\$236,025 (4)	\$124,539 (n/a)
5	Englander Knabe & Allen**	\$176,897	\$355,593 (3)	\$219,077 (4)
6	6450 Sunset Owner	\$173,776	\$55,008 (n/a)	\$38,840 (n/a)
7	AvalonBay Communities	\$165,157	\$34,265 (n/a)	\$78,482 (n/a)
8	Television City Studios	\$146,242	\$177,348 (8)	\$78,649 (n/a)
9	CREED LA	\$142,206	\$91,711 (n/a)	\$146,155 (n/a)
10	IKE Smart City	\$137,430	\$108,550 (7)	\$49,889 (n/a)
Total Top 10 Clients		\$2,855,902	--	--
Total Other Clients		\$15,601,574	--	--
Total All Clients		\$18,457,476	\$18,904,420	\$17,585,538

* AIR Communities was not registered as a client in 2021.

** This client made payments to lobbying firms on behalf of other clients, and those payments were aggregated to calculate the payment amounts.

2. 2022 Annual Overview

The table on the next page identifies the ten clients who paid the most for lobbying services over the course of 2022. For comparison, the table also identifies payments from these clients reported by lobbying firms in 2021. Clients that were not among the top ten in 2021 have a rank indicated as “n/a”.

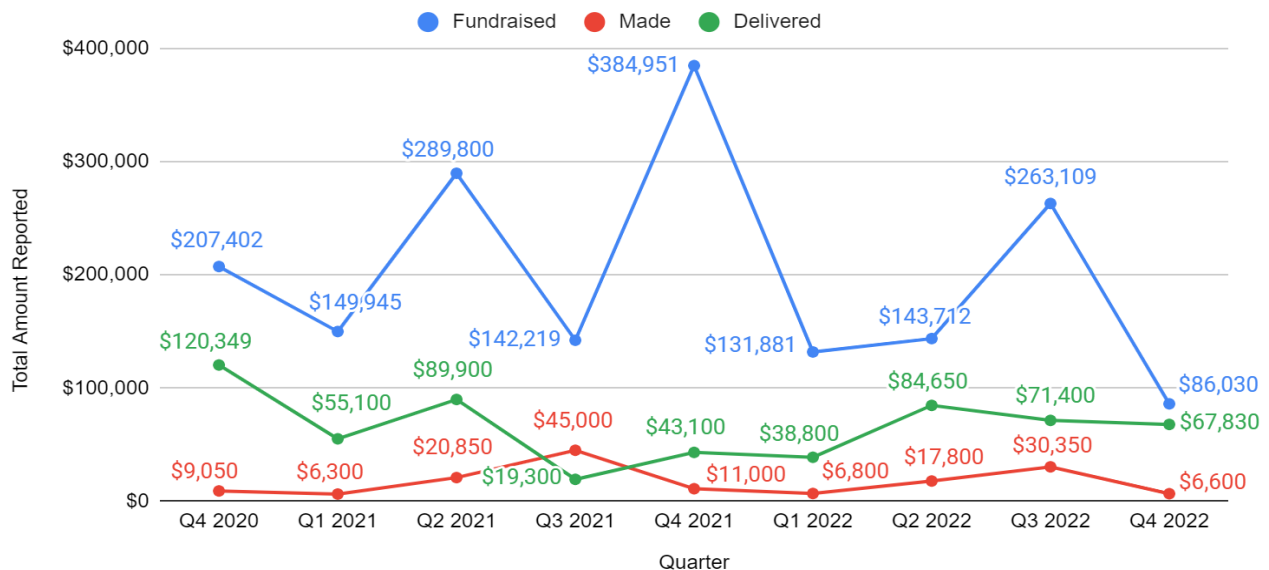
Highest Paying Clients 2022 v. 2021			
Rank	Client	2022 Payments	2021 Payments (& Rank)
1	BARDAS Investment Group	\$2,002,986	\$625,463 (n/a)
2	CHICK-FIL-A	\$1,178,455	\$919,186 (4)
3	Englander Knabe and Allen*	\$1,156,604	\$1,276,993 (1)
4	9712 Oak Pass Road	\$630,000	\$775,772 (7)
5	Holland Partner Group	\$628,750	\$707,458 (8)
6	Clear Channel Outdoor	\$591,043	\$491,507 (n/a)
7	AEG	\$577,643	\$136,253 (n/a)
8	Atlas Capital Group	\$555,764	\$630,454 (9)
9	Angels Landing Partners (formerly The Peebles Corporation)	\$533,579	\$876,841 (5)
10	Brookfield Properties Development	\$521,827	\$323,844 (n/a)
Total Top 10 Clients		\$8,376,649	--
Total Other Clients		\$61,968,092	--
Total All Clients		\$70,344,742	\$73,613,230

* This client made payments to lobbying firms on behalf of other clients, and those payments were aggregated to calculate the payment amounts.

E. Fundraising and Contributions

Fundraised, Made, and Delivered Contributions (Quarter to Quarter)

Q4 2020 to Q4 2022



1. 4th Quarter 2022 Fundraising

Lobbying entities reported fundraising activity for City officeholders and candidates totaling \$86,030 in the fourth quarter of 2022. Fundraising includes activities such as soliciting a contribution or inviting attendees to a fundraising event. Reported fundraising activity is highlighted in the next table. When similar amounts are reported by different entities for the same candidate or officeholder, the entities may have participated in the same fundraising event, or the fundraising may have been reported by both a lobbyist and that lobbyist's firm or employer.

FUNDRAISING Q4 2022				
Total	Name	Type of Entity	Recipient	Amount
1. \$17,300	David Herbst, Vectis Strategies, LLC	Lobbyist	Karen Bass for Mayor 2022 - General	\$6,000
			Karen Bass for Mayor 2022	\$5,500
			Karen Bass for Mayor 2022 Officeholder	\$3,500
			Tim McOsker for City Council 2022-General	\$1,800
			Mitch O'Farrell for City Council 2022 General	\$500
2. \$12,150	Veronica Perez & Associates	Firm	Tim McOsker for City Council 2022-General	\$5,500
			John Lee for City Council 2024	\$5,050
			Councilmember Curren Price Officeholder Account	\$1,600
3. \$10,000	Kirra, LLC	Firm	Karen Bass for Mayor 2022	\$10,000
4. \$9,190	Englander Knabe and Allen	Firm	John Lee for City Council 2024	\$2,500
			Marisa Alcaraz for City Council 2023	\$2,000
			Hydee Feldstein Soto For City Attorney 2022-General	\$1,490
			Councilmember Curren Price Officeholder Account	\$1,000
			John Lee for City Council 2020 Officeholder Account	\$900
			Mitch O'Farrell for City Council 2022 General	\$800
			Imelda Padilla for LA City Council 2023	\$500
5. \$5,790	Jeffrey McConnell, Englander Knabe and Allen	Lobbyist	Hydee Feldstein Soto For City Attorney 2022-General	\$1,490
			Councilmember Curren Price Officeholder Account	\$1,000
			Marisa Alcaraz for City Council 2023	\$1,000
			John Lee for City Council 2020 Officeholder Account	\$900
			John Lee for City Council 2024	\$900
			Imelda Padilla for LA City Council 2023	\$500
6. \$4,750	Kindel Gagan	Firm	John Lee for City Council 2024	\$4,750
7. \$3,800	Afriat Consulting Group Inc	Firm	John Lee for City Council 2024	\$1,700
			Katy Yaroslavsky for City Council 2022-General	\$800
			Mitch O'Farrell for City Council 2022 General	\$800
			Marisa Alcaraz for City Council 2023	\$500

FUNDRAISING Q4 2022

Total	Name	Type of Entity	Recipient	Amount
8. \$3,100	Leon & Walsh Public Affairs	Firm	John Lee for City Council 2024	\$2,300
			Councilmember Curren Price Officeholder Account	\$800
9. \$2,400	Courtney Chesla Torres	Firm*	John Lee for City Council 2020 Officeholder Account	\$2,400
10. \$1,900	Jeffer Mangels Butler & Mitchell LLP	Firm	Mitch O'Farrell for City Council 2022 General	\$1,900
11. \$1,900	Benjamin Reznik, Jeffer Mangels Butler & Mitchell LLP	Lobbyist	Mitch O'Farrell for City Council 2022	\$1,900
12. \$1,900	Daniel Freedman, Jeffer Mangels Butler & Mitchell LLP	Lobbyist	Mitch O'Farrell for City Council 2022	\$1,900
13. \$1,900	Neill Brower, Jeffer Mangels Butler & Mitchell LLP	Lobbyist	Mitch O'Farrell for City Council 2022	\$1,900
14. \$1,900	Sheri Bonstelle, Jeffer Mangels Butler & Mitchell LLP	Lobbyist	Mitch O'Farrell for City Council 2022	\$1,900
15. \$1,850	Ronald Stone, Strategic Government Affairs	Lobbyist	Tim McOsker for City Council 2022-General	\$1,600
			Bob Blumenfield for City Council 2013 - Officeholder Account	\$250
16. \$1,700	TChoi and Associates	Firm*	John Lee for City Council 2024	\$900
			Traci Park for City Council 2022	\$800
17. \$1,400	Marcus Allen, Englander Knabe and Allen	Lobbyist	Mitch O'Farrell for City Council 2022 General	\$800
			John Lee for City Council 2024	\$600
18. \$1,100	Aaron Boudaie, Jeffer Mangels Butler & Mitchell LLP	Lobbyist	Mitch O'Farrell for City Council 2022	\$1,100
19. \$1,000	Kellie Hawkins, Englander Knabe and Allen	Lobbyist	John Lee for City Council 2024	\$500
			Marisa Alcaraz for City Council 2023	\$500
20. \$500	Alex Cherin, Englander Knabe and Allen	Lobbyist	John Lee for City Council 2024	\$500
21. \$500	Eric Rose, Englander Knabe and Allen	Lobbyist	Marisa Alcaraz for City Council 2023	\$500

*Sole proprietor

2. 4th Quarter 2022 Contributions

Lobbying entities must also disclose when they make, deliver, or act as an intermediary for a contribution to a City officeholder or candidate. Lobbying entities reported making a total of \$6,600 in contributions in the fourth quarter of 2022, as outlined in the following table. Negative amounts may indicate contributions that were returned by the candidate or committee.

MADE CONTRIBUTIONS Q4 2022

Total	Name	Type of Entity	Recipient	Amount
1. \$3,200	UNITE HERE Local 11	Employer	Koretz for Controller 2022 General	\$1,500
			Eunisses Hernandez for City Council 2022-Officeholder Account	\$900
			Councilmember Monica Rodriguez 2017 - Officeholder Account	\$800

MADE CONTRIBUTIONS Q4 2022				
Total	Name	Type of Entity	Recipient	Amount
2. \$1,800	California Apartment Association Los Angeles	Employer	Paul Koretz for Controller 2022	\$1,000
			John Lee for City Council 2020 Officeholder Account	\$800
3. \$1,600	Laborers Local 300	Employer	Councilmember Monica Rodriguez 2017 - Officeholder Account	\$800
			Paul Koretz Officeholder	\$800
4. \$1,500	Pacific Merchant Shipping Association	Employer	Karen Bass for Mayor 2022	\$1,500
5. \$800	Apartment Association of Greater L.A.	Employer	Sam Yebri for City Council 2022-General	\$800
6. (\$800)	Southwest Regional Council of Carpenters	Employer	Paul Koretz Officeholder	\$800
			Kevin de Leon for City Council 2020 - Officeholder Committee	(\$800)
			Nury Martinez for City Council 2013 Officeholder Account	(\$800)
7. (\$1,500)	Parsons Corporation	Employer	Karen Bass for Mayor 2022 - General	(\$1,500)

Lobbying entities also reported delivering to City officeholders and candidates \$67,830 in contributions from third parties during the fourth quarter of 2022, as detailed in the table on the following page. When similar amounts are reported by different entities for the same committee, the delivery may have been reported by both a lobbyist and that lobbyist's firm or employer.

DELIVERED CONTRIBUTIONS Q4 2022				
Total	Name	Type of Entity	Recipient	Amount
1. \$18,550	Kindel Gagan	Firm	John Lee for City Council 2024	\$5,650
			Hydee Feldstein Soto For City Attorney 2022-General	\$4,000
			Mitch O'Farrell for City Council 2022 General	\$3,200
			John Lee for City Council 2020 Officeholder Account	\$900
			Bob Blumenfield for City Council 2013 - Officeholder Account	\$800
			Councilmember Monica Rodriguez 2017 - Officeholder Account	\$800
			Curren Price, Jr. for City Council 2022	\$800
			Harris-Dawson for City Council 2015 Officeholder	\$800
			Katy Yaroslavsky for City Council 2022-General	\$800
			Krekorian for City Council 2009 - Officeholder	\$800
2. \$14,100	Arnie Berghoff & Associates	Firm	Karen Bass for Mayor 2022	\$6,000
			Traci Park for City Council 2022	\$5,000
			Mitch O'Farrell for City Council 2022	\$1,600
			HYDEE FELDSTEIN SOTO FOR CITY ATTORNEY 2022	\$1,500
3. \$9,190	Englander Knabe and Allen	Firm	John Lee for City Council 2024	\$2,500
			Marisa Alcaraz for City Council 2023	\$2,000
			Hydee Feldstein Soto For City Attorney 2022-General	\$1,490

DELIVERED CONTRIBUTIONS Q4 2022				
Total	Name	Type of Entity	Recipient	Amount
			Councilmember Curren Price Officeholder Account	\$1,000
			John Lee for City Council 2020 Officeholder Account	\$900
			Mitch O'Farrell for City Council 2022 General	\$800
			Imelda Padilla for LA City Council 2023	\$500
4. \$5,790	Jeffrey S. McConnell, Englander Knabe and Allen	Lobbyist	Hydee Feldstein Soto For City Attorney 2022-General	\$1,490
			Councilmember Curren Price Officeholder Account	\$1,000
			Marisa Alcaraz for City Council 2023	\$1,000
			John Lee for City Council 2020 Officeholder Account	\$900
			John Lee for City Council 2024	\$900
			Imelda Padilla for LA City Council 2023	\$500
5. \$5,100	Central City Association of Los Angeles	Employer	Hydee Feldstein Soto For City Attorney 2022-General	\$1,500
			Karen Bass for Mayor 2022 - General	\$1,500
			Kelly Gonez for School Board 2022-General	\$1,300
			Sam Yebri for City Council 2022-General	\$800
6. \$1,900	Sheri Bonstelle, Jeffer Mangels Butler & Mitchell LLP	Lobbyist	Mitch O'Farrell for City Council 2022	\$1,900
7. \$1,900	Neill Brower, Jeffer Mangels Butler & Mitchell LLP	Lobbyist	Mitch O'Farrell for City Council 2022	\$1,900
8. \$1,900	Daniel F. Freedman, Jeffer Mangels Butler & Mitchell LLP	Lobbyist	Mitch O'Farrell for City Council 2022	\$1,900
9. \$1,900	Jeffer Mangels Butler & Mitchell LLP	Firm	Mitch O'Farrell for City Council 2022 General	\$1,900
10. \$1,900	Benjamin M Reznik, Jeffer Mangels Butler & Mitchell LLP	Lobbyist	Mitch O'Farrell for City Council 2022	\$1,900
11. \$1,700	Afriat Consulting Group Inc	Firm	John Lee for City Council 2024	\$1,700
12. \$1,700	TChoi and Associates	Firm*	John Lee for City Council 2024	\$900
			Traci Park for City Council 2022-General	\$800
13. \$1,400	Marcus A Allen, Englander Knabe and Allen	Lobbyist	Mitch O'Farrell for City Council 2022 General	\$800
			John Lee for City Council 2024	\$600
14. \$1,100	Aaron Boudaie, Jeffer Mangels Butler & Mitchell LLP	Lobbyist	Mitch O'Farrell for City Council 2022	\$1,100
15. \$1,000	Kellie Hawkins, Englander Knabe and Allen	Lobbyist	John Lee for City Council 2024	\$500
			Marisa Alcaraz for City Council 2023	\$500
16. \$500	Alex H. Cherin, Englander Knabe and Allen	Lobbyist	John Lee for City Council 2024	\$500

DELIVERED CONTRIBUTIONS Q4 2022				
Total	Name	Type of Entity	Recipient	Amount
17. \$500	Eric W Rose, Englander Knabe and Allen	Lobbyist	Marisa Alcaraz for City Council 2023	\$500
18. (\$800)	Airbnb, Inc.	Employer	Councilmember Curren Price Officeholder Account	(\$800)
19. (\$1,500)	Ryan Hanretty, Parsons Corporation	Lobbyist	Karen Bass for Mayor 2022 - General	(\$1,500)

**Sole proprietor*

3. 2022 Annual Overview

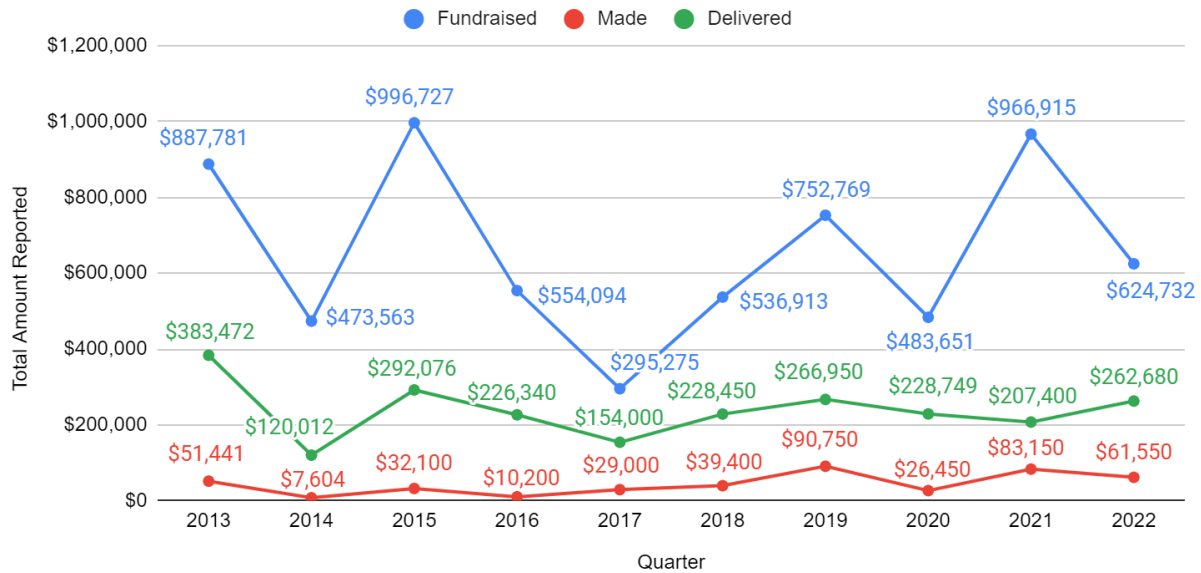
Over the course of 2022, lobbying entities reported a total of \$624,732 in fundraising activity, \$61,550 in contributions made, and \$262,680 in contributions delivered. The table below identifies the lobbying entities who fundraised, delivered contributions, or made contributions in the highest amounts in 2022.

2022 TOP TEN FUNDRAISERS AND CONTRIBUTORS					
Fundraisers			Contributors (Made/Delivered)		
Rank	Name	2022 Total	Rank	Name	2022 Total
1	Veronica Perez & Associates	\$88,973	1	Kindel Gagan	\$71,250
2	Leon & Walsh Public Affairs	\$51,367	2	Arnie Berghoff & Associates	\$45,500
3	Englander Knabe and Allen	\$48,490	3	Englander Knabe and Allen	\$40,190
4	Kindel Gagan	\$45,100	4	Jeffrey McConnell, Englander Knabe and Allen	\$17,590
5	Philip Recht, Mayer Brown LLP	\$41,700	5	Central City Association of Los Angeles	\$14,400
6	Howard Sunkin, Sunkin Group LLC	\$37,100	6	Laborers Local 300	\$14,000
7	Ronald Stone, Strategic Government Affairs	\$34,200	7	Apartment Association of Greater L.A.	\$13,400
8	Afriat Consulting Group Inc	\$33,500	8	Southwest Regional Council of Carpenters	\$12,600
9	David Herbst, Vectis Strategies, LLC	\$32,450	9	UNITE HERE Local 11	\$10,050
10	Courtney Chesla Torres	\$31,450	10	Afriat Consulting Group Inc	\$9,400

The graph on the next page provides a visual overview of this activity over the last two years.

Fundraised, Made, and Delivered Contributions (Year to Year)

2013 to 2022



F. Other Expenditures

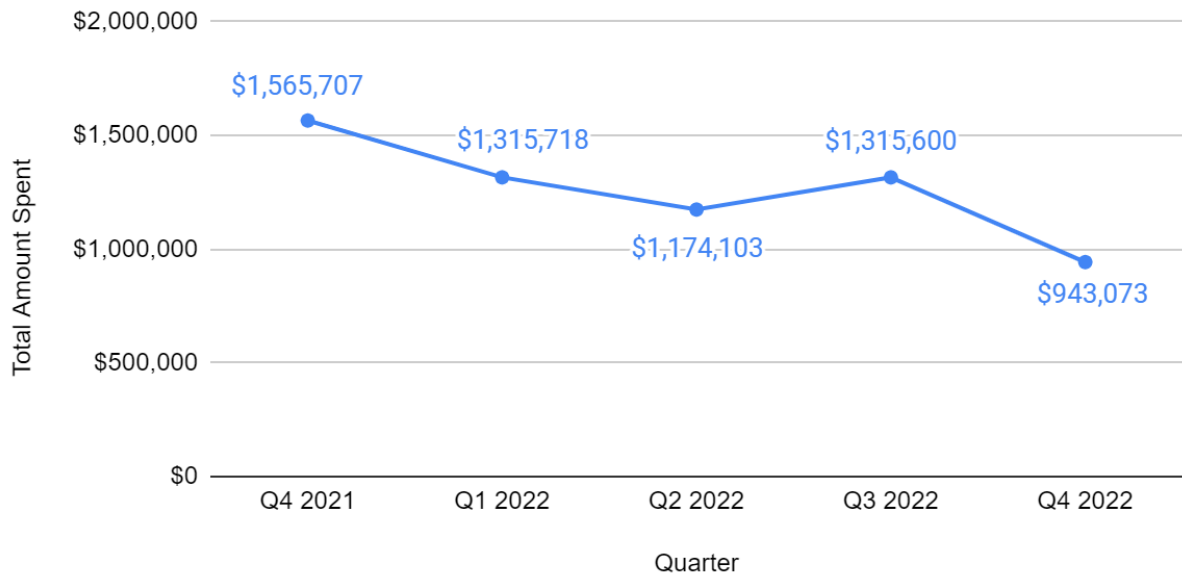
Lobbying firms and lobbyist employers are required to report expenses that they would not have incurred but for their attempts to influence City matters. These “other” expenditures may be related to community outreach efforts, advertising, consulting fees, and lobbying. They do not include payments made to lobbyists or non-lobbyist employees. These expenditures may include payments made to other lobbying firms, which may also be reported by those lobbying firms as payments from their clients.

1. 4th Quarter 2022

A total of \$943,073 in “other” expenditures was reported for the fourth quarter of 2022. Of the reported expenditures, 84 percent were itemized (because they were valued at \$5,000 or more), and 16 percent were not. The “other” expenditures reported in the fourth quarter of 2022 mark a 28-percent decrease from the previous quarter. The graph on the next page shows “other” expenditures reported by lobbying firms and lobbyist employers over the last year.

Other Expenditures (Quarter to Quarter)

Q4 2021 to Q4 2022

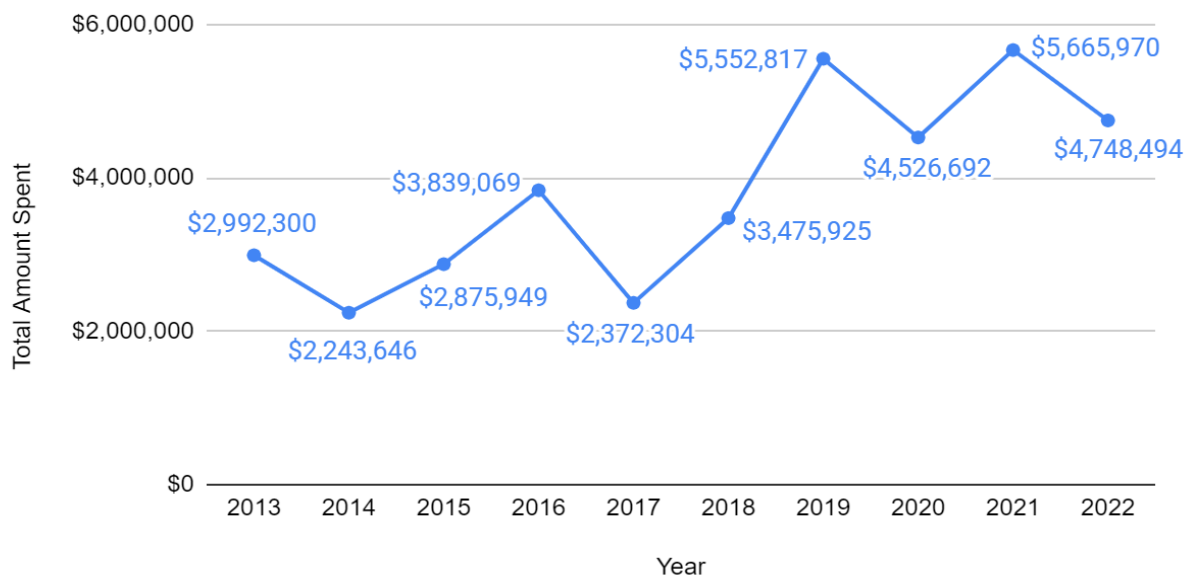


2. 2022 Annual Overview

The following graph shows other expenditures reported since 2013.

Other Expenditures (Year to Year)

2013 to 2022



G. Major Filers

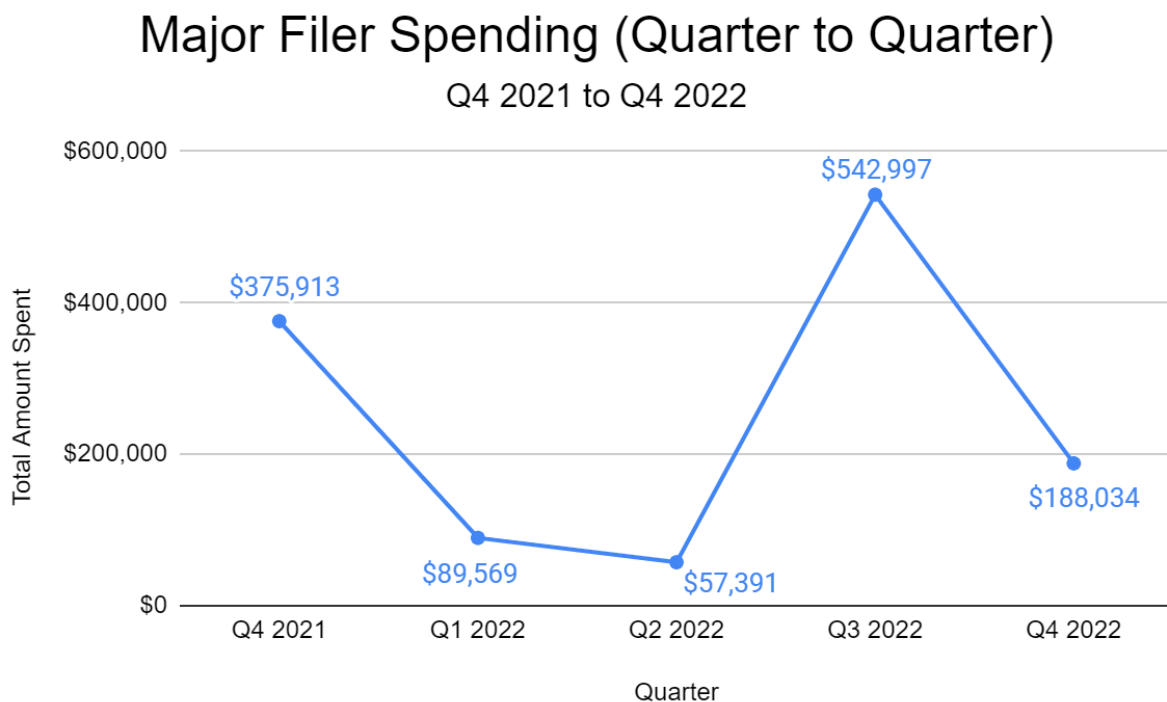
A major filer is an entity or individual who makes or incurs expenses totaling \$5,000 or more in a calendar quarter to influence one or more City matters but does not qualify as a lobbying entity.

1. 4th Quarter 2022

As detailed in the table below, three major filers reported spending a total of \$188,034 in the fourth quarter of 2022. This is a decrease of 65 percent over the major filer spending reported last quarter.

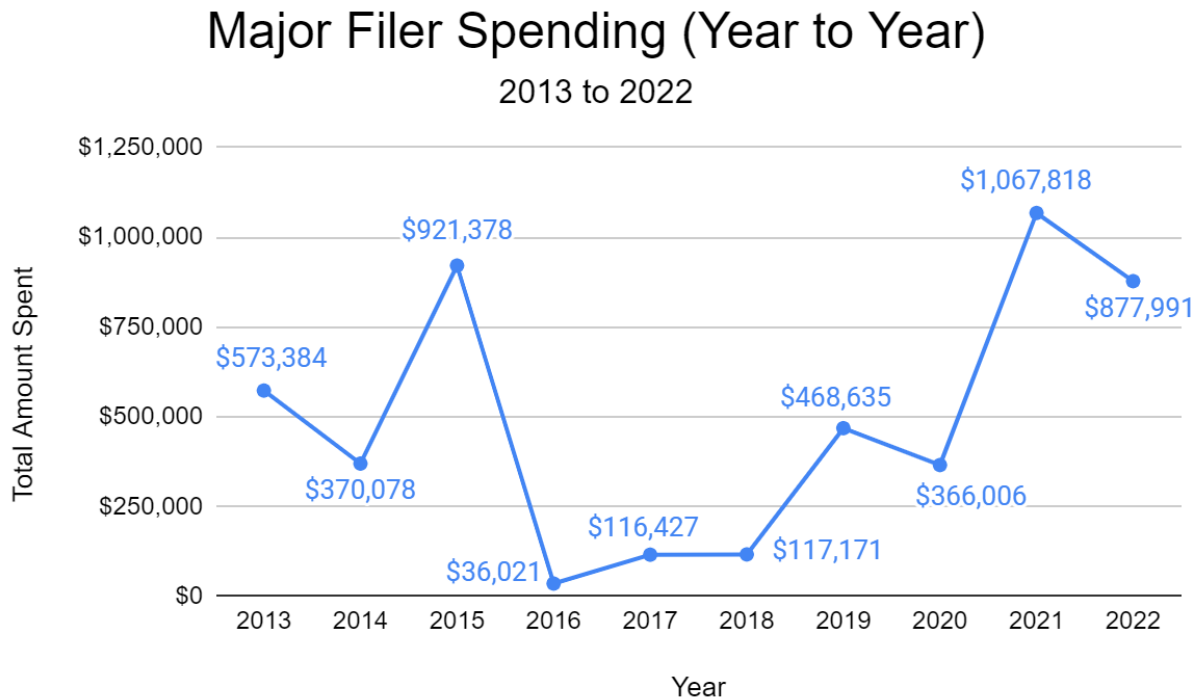
MAJOR FILER ACTIVITY Q4 2022			
Total Spent	Major Filer	City Matter	Amount
1. \$110,383	Beverly Fairfax Community Alliance	TVC 2050 Project- Community outreach, public relations (ENV-2021-4091-EIR)	\$110,383
2. \$56,544	AIDS Healthcare Foundation	Print advtg: Call on City Hall, DWP on housing (2 ads tot.)	\$56,544
3. \$21,107	Ad Zero	Sign Ordinance Revisions (20-1536)	\$21,107

The graph below shows major filer spending over the last year.



2. 2022 Annual Overview

The following graph shows major filer spending since 2013.



H. Looking Ahead

The deadline for lobbying entities to file quarterly reports summarizing their activity for the first quarter of 2023 is May 1, 2023. Registration statements and quarterly reports may be searched and viewed on the Public Data Portal at ethics.lacity.org/data/lobbying/registrations. Interactive historical data is available on the Lobbying Dashboard at ethics.lacity.org/lobbying/lobbying-dashboard.

Attachments:

- A Highest Paid Lobbying Firms (Q4 2022)*
- B Highest Paying Clients (Q4 2022)*

TOP 10 HIGHEST PAID LOBBYING FIRMS

Based on Client Payments Reported as Received in Q4 2022

Firm	Total Amount Received	Client	Amount Paid to Firm	Client	Amount Paid to Firm
1. DLA Piper LLP (US)	\$1,313,445	5825 W. Sunset, LLC	\$4,718	Landmark Properties, Inc.	\$1,330
		Altman Apartments LLC	\$0	Lowe Enterprises Real Estate Group, Inc.	\$2,215
		Amplify Development Co.	\$2,324	LSA Capital, Inc.	\$93,574
		Arc Capital Partners LLC	\$0	Manulife Investment	\$0
		Atlas Capital Group, LLC	\$117,885	MR Real Estate, LLC	\$81,739
		BARDAS Investment Group	\$636,709	MREC HD Blake Street	\$3,839
		Barlow- MREC HD Elysian Park, LLC	\$0	O'Brien Machinery, Inc.	\$3,000
		Bastion Development Corporation	\$19,210	Platform Ventures	\$0
		Behrstock Properties LP	\$1,482	Prana Investments	\$0
		Bonnis Properties Cal 701 LP	\$0	Prime/CRDF Mission Hills, LLC	\$0
		Borstein Enterprises	\$0	Retail Branches	\$31,626
		California Landmark Group	\$0	Rising Realty Partners	\$0
		Champion Real Estate Company	\$60,763	Roundhouse	\$0
		Crossroads SPV II	\$5,151	RWBP Highland, LP	\$1,330
		Crossroads SPV III	\$0	San Pedro SFR Owner LLC	\$0
		Crossroads SPV IV	\$0	Skid Row Housing Trust	\$0
		Crossroads SPV LLC	\$82,167	Summer Land Partners Group, Inc.	\$0
		Crown Group Holdings Pty Ltd	\$0	Tailor Lofts, LLC	\$0
		Equity LifeStyle Properties	\$0	Taylor Morrison of California, LLC	\$11,205
		Estate Four	\$46,256	The General Investment and Development Co. (GID)	\$24,639
		Geneva Street Partners Company, LLC	\$0	The Panorama Group	\$0
		Harridge Development Group, LLC	\$51,430	The Panorama Group, Inc.	\$13,388
		Hythum Kiswani	\$0	Ventus Group	\$17,470

TOP 10 HIGHEST PAID LOBBYING FIRMS

Based on Client Payments Reported as Received in Q4 2022

Firm	Total Amount Received	Client	Amount Paid to Firm	Client	Amount Paid to Firm
1. DLA Piper LLP (US) (continued)	\$1,313,445	Ian Schrager Company	\$0	Westland Partners, Inc	\$0
		KB Home	\$0		
2. Englander Knabe and Allen	\$947,770	7-Eleven, Inc.	\$0	Katchko, Vitiello, Karikomi, PC on behalf of their client Universal Collective	\$0
		830 Fairfax Owner II, LLC	\$0	Klinedinst PC	\$0
		Accela, Inc.	\$10,000	KPMG LLP	\$13,500
		AECOM	\$8,000	LA Blue	\$0
		Air Products and Chemicals, Inc.	\$30,000	La Terra Development LLC	\$36,563
		American Wood Council	\$0	Landify ECT Corporation	\$40,500
		Anheuser-Busch Companies, LLC	\$22,500	Laurence School	\$0
		AT&T Enterprise Services (AT & T and its affiliates)	\$9,000	LAZ Parking California LLC	\$25,000
		Avaya, Inc.	\$11,250	Malibu Green	\$7,125
		Bardack, Steve	\$0	Modern Animal, Inc.	\$2,988
		BNSF Railway Company	\$9,000	N N N Productions	\$0
		Boingo Wireless, Inc.	\$12,000	Neighbors for Hillside Safety	\$0
		Boomboxx Entertainment Companies, LLC	\$0	Nike	\$9,000
		Booster Fuels, Inc.	\$7,500	Official Police Garage Assn of LA	\$37,500
		Calmet Corp.	\$0	Onni Contracting (CA) Inc.	\$30,000
		CHSP Los Angeles, LLC dba Hilton Checkers	\$51,600	Osmose Utilities Services, Inc.	\$13,500
		City of Paramount	\$10,000	PCMC	\$16,000
		Clark Construction Group - California, LP	\$0	Petteway Management Group, LLC	\$0
		Coca Cola Bottling USA	\$5,000	PSS West L.A., LLC	\$35,100
		Columbia Care, LLC	\$17,475	Qualtrics Inc	\$10,625

TOP 10 HIGHEST PAID LOBBYING FIRMS

Based on Client Payments Reported as Received in Q4 2022

Firm	Total Amount Received	Client	Amount Paid to Firm	Client	Amount Paid to Firm
2. Englander Knabe and Allen (continued)	\$947,770	Conduent	\$24,000	R.O.M. Investments, Inc.	\$19,000
		Crowdstrike, Inc.	\$13,333	Saltchuk Resources, Inc.	\$0
		Cruz Verde, Inc. dba Green Cross of Torrance	\$0	SAP Public Services, Inc.	\$10,800
		Decro Corporation	\$5,000	Silverstein Properties LLC	\$45,300
		Deloitte Consulting LLP	\$18,000	Skinny Labs Inc., dba Spin	\$0
		Elevance Health, Inc. (FNA Anthem, Inc.)	\$3,000	So. California Health & Rehabilitation Program, Inc.	\$9,274
		Enenstein Pham & Glass, LLP	\$2,500	Splunk Inc.	\$0
		Enterprise Rent-A-Car Company of Los Angeles	\$20,400	Sportsmen's Lodge Owner, LLC	\$15,000
		Equinox Fitness Studio City, Inc	\$15,000	Terrace Restaurant and Lounge, Inc	\$10,388
		Everytable, PBC	\$16,875	Terry York Motor Cars, Ltd.	\$0
		Fairfield Kittridge, LLC	\$0	The Relief Collective	\$0
		Fenix Marine Services	\$24,000	Third Pulse, LLC	\$3,800
		Flyshare, Inc.	\$0	Tobacco Free Kids Action Fund	\$0
		Gemdale USA Corporation	\$2,800	Total Transportation Services - TTSI	\$30,000
		Generation Real Estate Partners, LLC	\$15,000	United Taxi	\$8,000
		GreenQuest Energy Development, LLC	\$8,000	Universal Technical Institute, Inc.	\$20,000
		Halo Collective Inc.	\$4,125	URW Airports, LLC (f/k/a Westfield Airports, LLC)	\$30,000
		HDR Engineering, Inc.	\$21,000	URW Development Services	\$0
		HealthRIGHT 360	\$2,250	Waste Management Inc.	\$9,000
		Hi Hi Heel Productions	\$0	Westfield Property Management, LLC	\$50,000
		Jess Chen	\$3,750	World Wide Technology, LLC	\$6,250
		Katchko, Vitiello, Karikomi, PC on behalf of their client Southern California Collective	\$1,200		

TOP 10 HIGHEST PAID LOBBYING FIRMS

Based on Client Payments Reported as Received in Q4 2022

Firm	Total Amount Received	Client	Amount Paid to Firm	Client	Amount Paid to Firm
3. Armbruster Goldsmith & Delvac LLP	\$929,739	5420 Sunset Venture, LLC	\$67,549	Landmark Properties, Inc.	\$710
		6767 W Sunset Blvd LLC dba CMNTY Culture Campus	\$7,500	Leon Capital Group	\$16,741
		6th & Alameda LLP	\$0	M&A Real Estate Partners LLC	\$0
		9500 Pico LLC	\$0	MGA North LLC	\$0
		Abington Emerson	\$5,198	Midwood Investment & Development	\$0
		ABS Properties, Inc.	\$7,200	Milken Community Schools	\$31,311
		AEG	\$379,130	MLM Group LLC	\$0
		Amidi Group	\$0	Next Century Associates, LLC	\$0
		Amoroso Company	\$0	Oakmont Capital	\$0
		Artisan Ventures	\$0	ONNI Group Contracting (California) Inc.	\$88,183
		Asset 1 Holdings, LLC	\$118	P&L Figueroa Investors, LLC	\$1,998
		Belmont Village Senior Living	\$1,282	Palisades Capital Partners	\$0
		Bolour	\$827	Playa Capital Company, LLC	\$591
		Brentwood School	\$17,717	PSS West L.A., LLC	\$5,863
		Brookfield Properties Development LLC	\$0	RAR2-Villa Marina Center CA, LLC	\$5,147
		BWC/St. Andrews LP	\$7,109	Related California	\$0
		California Landmark	\$13,911	Rose Avenue Capital	\$0
		Campbell Hall School	\$545	Round Room Live	\$10,000
		Canfield Development, Inc.	\$0	Sares Regis	\$3,424
		Carmel Partners	\$11,605	Skya Highland Park Partners II, LLC	\$0
		Century Investment LLC	\$15,445	Sonder	\$0
		CGI Strategies	\$3,723	Spieker Realty Investments	\$0
		City Market of Los Angeles	\$5,531	Stephen Wise Temple	\$6,823
		CityView	\$0	Sutter, Gary & Vera	\$0
		Culver Crossings Properties LLC	\$34,868	The Buckley School	\$31,421
		Cypress Equity	\$0	The Hanover Company	\$0
		Devenney Group, Ltd.	\$165	The Mirman School	\$2,236

TOP 10 HIGHEST PAID LOBBYING FIRMS

Based on Client Payments Reported as Received in Q4 2022

Firm	Total Amount Received	Client	Amount Paid to Firm	Client	Amount Paid to Firm
3. Armbruster Goldsmith & Delvac LLP (continued)	\$929,739	Frost/Chaddock Developers, LLC	\$0	Tishman Speyer	\$6,024
		G.H. Palmer	\$1,659	Trammell Crow	\$55,591
		GPI Companies	\$7,767	TriStar Realty Group, LLC	\$0
		GRT Portfolio Properties	\$0	Uncommon Development	\$6,442
		Grubb Properties	\$0	University of Southern California	\$5,234
		IMT Capital LLC	\$0	Vantage Property Investors	\$118
		Jade Enterprises	\$22,373	Westlake Apartment Development, LLC	\$7,500
		Jamison Properties, LP	\$845	Westmark School	\$1,513
		Kaplan Development Group	\$30,804	Wiseman Residential	\$0
		Karma Company, LLC	\$0	WS Communities	\$0
		La Terra Development, LLC	\$0	Yorkwood LLC	\$0
4. Mayer Brown LLP	\$902,534	1601 Venice, LP	\$0	PHR LA Mart LLC	\$2,322
		7577 Foothill, LLC	\$0	PR2020, LLC	\$0
		AG-SCH 8150 Sunset Boulevard Owner, L.P.	\$0	Prologis, Inc.	\$45,519
		AvalonBay Communities, Inc.	\$118,383	Rescore Hollywood LLC	\$0
		Cahuenga Vine Properties II, LLC	\$0	Rescore Koreatown, LLC	\$0
		Clark Construction Group - California, LP	\$0	Seward Partners LLC/6450 Sunset Owner	\$173,776
		Community Builders Group, LLC	\$0	Sierra Canyon High School Foundation	\$0
		CP LA Cold Storage Land, LLC	\$28,047	SR Partners, LLC	\$49,065
		Five Points, LP	\$6,800	Summit Media LLC	\$9,360
		Harvard-Westlake School	\$137,053	Sun Hill Properties, Inc.	\$48,625
		Jamison Properties, LP	\$0	The Laurence School	\$0
		LIG - 900, 910 and 926 E. 4th St., 405-411 S. Hewitt St., LLC	\$33,563	The Post Group, Inc.	\$75,575
		Maxxam Enterprises	\$14,580	The Star LLC	\$17,253
		MCAF Vine LLC	\$0	Thrifty Oil Company	\$28,593
		Mitsui Fudosan America, Inc.	\$60,690	Watt Investment Partners, LLC	\$0
		Noel Chi, L.P.	\$7,250	West LA Commons, LLC	\$46,080

TOP 10 HIGHEST PAID LOBBYING FIRMS

Based on Client Payments Reported as Received in Q4 2022

Firm	Total Amount Received	Client	Amount Paid to Firm	Client	Amount Paid to Firm
5. Jeffer Mangels Butler & Mitchell LLP	\$721,296	3423 S Catalina LLC	\$11,610	Larry's Venice	\$0
		4Site Real Estate	\$1,806	Levin, Emily S.	\$4,053
		647 S Hudson Avenue LLC	\$4,253	Luma Homeowners Association	\$8,400
		9922 LLC	\$50,129	Marina Associates Shopping Center	\$193
		Arya Group	\$1,016	Martins, Marcelo Eduardo	\$835
		Atzmon, Yoav	\$1,448	Mason Equity Partners LLC	\$0
		Behrstock Properties LP	\$2,227	Mason Interests	\$0
		Bernstam, Tikhon	\$0	MCA Construction	\$4,150
		Bordan Shoe Company	\$0	Mokeddem, Kamal, Aliseya Wright	\$835
		Brumels, Casey	\$0	Napa Industries LLC	\$9,349
		Burdorf, Gary	\$9,264	Neighbors for Hillside Safety	\$0
		Carcassonne BA Properties LLC	\$0	Obando; V&G Developent, Gaspar	\$15,698
		Clare, Logan, Michael Weiss	\$945	Oceanview 26 Associates	\$0
		Clark, Leroy, Shareef Abdou	\$17,744	Omer, Talib	\$0
		Coleman, Ina	\$81,760	Overall Murals	\$0
		Colony Cooks Venice, LLC	\$16,753	Pagar, Gary	\$57,439
		Cook Family Trust & William E. Cook	\$3,378	Palisades Drive LP	\$0
		Cummins, Philip	\$0	PLB Management dba Park La Brea Apts	\$10,948
		Denny's Car Wash	\$13,993	Rastegar, Sean	\$350
		Dyrdek, Rob	\$0	Razavi, Kamran	\$0
		Elder, Glen O.	\$1,085	RED Studios Hollywood LLC	\$20,464
		Erwin One LLC	\$0	Resnick Demetriades & winker	\$9,343
		eTCO Homes	\$0	Ryda Ventures	\$0
		EVO Homeowners Association	\$8,925	SMDL, LLC & Richard Weintraub	\$0
		Fielder, Arthur	\$0	Sotira, Angelo	\$1,834
		Gatsby Development; Dan Gatsby	\$5,775	Spivak Family Trust	\$6,438
		GB Portfolio	\$0	Stepanian, Abraham	\$20,408
		Generation Real Estate Partners	\$10,150	Stockdale Capital Partners	\$115,094

TOP 10 HIGHEST PAID LOBBYING FIRMS

Based on Client Payments Reported as Received in Q4 2022

Firm	Total Amount Received	Client	Amount Paid to Firm	Client	Amount Paid to Firm
5. Jeffer Mangels Butler & Mitchell LLP (continued)	\$721,296	Gieschen, Nikolai	\$135	Sunset Mirada	\$209
		Glass Garage Doors & Entry systems	\$36,930	Sunset Reno	\$318
		Glory of the Snow 1031 LLC, Dan Lukas, Anne Jarman	\$0	Sunset Twins-HH	\$7,811
		Gottlieb, Richard, Tobias Miller	\$1,583	Tal Kahana Family Trust; Paz Kahana Family Trust	\$4,937
		Granada Rock Wall	\$0	The Benjamin Cohanad Trust	\$1,969
		GZ Portfolio V80, LLC	\$0	Thies, Dorit	\$0
		Hackman, Justin	\$1,310	Three Group, Inc.	\$32,902
		Harel, Shula	\$0	Topa Property Group	\$0
		Hollywood Runyon LLC	\$0	Tripalink Real State	\$25,695
		HSR Reseda	\$0	Trojan Storage of Arleta LLC	\$9,944
		Hunegs, Craig	\$0	TWM 740 24th TIC Member LLC	\$5,073
		Jimeno, Donna	\$5,000	Valencia, Manuel	\$501
		JMF Development	\$3,937	Venice Cardiff	\$0
		Kenter Investment Land	\$40,144	Whitsett Dream LLC	\$6,010
		Kohanoff, Saeed and Siamak	\$3,528	Wilson, Peter	\$4,185
		Kroeger, Michael	\$679	Wolman, Jeff and Lesley	\$417
		LA Apartment Builders	\$0		
6. Sheppard, Mullin, Richter & Hampton LLP	\$716,344	1600 Hudson, LLC	\$0	Gopuff	\$2,400
		5B Enterprises	\$0	Holland Partner Group	\$44,971
		6000 SV Holdings LLC	\$0	Hollywood Forever Cemetery	\$14,778
		606 N. Western LLC.	\$23,071	Hollywood International Regional Center	\$4,403
		9712 Oak Pass Road LLC	\$0	Hudson Pacific Properties, Inc.	\$0
		AIR Communities	\$478,060	Jonathan Rose Companies	\$3,830
		Alliance Ground International	\$7,337	Lightstone DTLA, LLC	\$20,388
		Angels Landing Partners, LLC (formerly Peebles Corporation, The)	\$0	LLJ Adler Warner	\$0
		Automobile Club of Southern California	\$11,299	MOB Hotels & Compagnie LLC	\$1,607

TOP 10 HIGHEST PAID LOBBYING FIRMS

Based on Client Payments Reported as Received in Q4 2022

Firm	Total Amount Received	Client	Amount Paid to Firm	Client	Amount Paid to Firm
6. Sheppard, Mullin, Richter & Hampton LLP (continued)	\$716,344	Azure Development, Inc.	\$0	Our Lady of Mt. Lebanon	\$0
		Bridge Housing Corporation	\$10,676	Primestor Development, Inc.	\$0
		Brookfield Properties Development LLC	\$6,529	Sandstone Properties	\$0
		Brookfield Properties Management (CA) Inc.	\$0	Storage Etc. LLC - KOAR Institutional Advisors, LLC	\$0
		Capital Hall Partners	\$0	TA Los Angeles 443 SSS LP	\$0
		Continuum Partners	\$55,929	Tensley Wines, Inc.	\$5,457
		Daylight Community Development	\$0	The Related Companies	\$24,046
		Elkwood LLC	\$0	The True Life Companies	\$0
		Equitas Academy	\$0	Topa Equities	\$0
		Fox Investment Company, LLC dba Los Angeles Theatre	\$0	Venice Waldorf, LLC	\$306
		Girls Athletic Leadership School	\$1,260	Venus Over Manhattan	\$0
		Go For Broke National Education Center	\$0	Warner Center Gardens Limited	\$0
7. MAX DEVELOPMENT LLC dba three6ixty	\$650,252	A Community of Friends:114-16 Lorena St ACOF-001P	\$0	Linc Housing Corp	\$0
		ALTA Senior Living (Welbrook)	\$8,826	Mani Brothers Real Estate Group	\$0
		Apex Reaty Inc	\$0	Mark Juncosa	\$4,954
		Aragon Properties, Ltd	\$456	Maxxam LLC	\$2,388
		Aroma Cafe	\$5,900	May Lindstrom	\$650
		Atrio Venice LLC	\$1,681	McCormack Baron Salazar Development	\$0
		Bhagat Investments, Inc.	\$0	MDM Investments Group	\$0
		Black Equities Group	\$36,456	Midwood Investment & Development	\$1,650
		Blue Coast Inc.	\$0	MLL Capital:640 S San Vicente MLL-001	\$0
		Bolour Associates	\$30,028	Moss and Company	\$565
		Botanical Hospital Group	\$0	New LA Charter	\$0
		Brasa Capital	\$0	Nine Oak Investments	\$9,544
		Cape Point Development	\$0	Norman Family LP	\$4,563

TOP 10 HIGHEST PAID LOBBYING FIRMS

Based on Client Payments Reported as Received in Q4 2022

Firm	Total Amount Received	Client	Amount Paid to Firm	Client	Amount Paid to Firm
7. MAX DEVELOPMENT LLC dba three6ixty (continued)	\$650,252	CDSA Investments, Inc.	\$3,636	Olson Urban Partners	\$0
		Century Housing	\$3,625	Orion Capital	\$0
		CIM Group	\$6,856	Oxford Capital Group LLC	\$1,969
		Cityview LLC	\$38,919	Pan Am Equities	\$0
		CK Development	\$6,669	Paramount Capital Development	\$0
		Colony Cooks Venice LLC	\$2,975	Park Place Investmt Hldg:6753 Selma PPIH-001	\$0
		Community Corporation of Santa Monica	\$0	Path Ventures	\$2,788
		Comstock Homes	\$5,693	PAX Urban Partners	\$0
		Crescent Capital Partners	\$0	Praxis Development Group	\$7,111
		Cypress Equity	\$0	RBM of California	\$1,534
		D & M Steel	\$0	Relevant Group	\$8,300
		Daylight Community Development	\$0	Renaissance Arts Academy	\$0
		Decro Corporation	\$0	Robhana Group	\$0
		Domus Development LLC	\$14,879	RSE Capital Partners	\$0
		EIP001 Hope LLC	\$0	Senior Housing Partners	\$12,388
		Elevate Investment Partners	\$7,406	Sentinel Peak Resources California	\$0
		Fifteen Group	\$12,338	Skansa USA Community Development	\$11,850
		Firestone Walker	\$0	Sonder USA Inc.	\$3,308
		Geneva Street Partners	\$11,441	Starkwood Inc.	\$0
		Greenlawn Development LLC	\$0	Taylor Aquities	\$0
		GRUBB Properties	\$41,486	The Actor's Fund	\$0
		GTM Holdings LLC	\$0	The Actor's Fund of America	\$12,175
		Haroni Investments Inc.	\$8,421	The Athletic Body	\$0
		Hawkins Way Properties LLC	\$13,688	Tishman Speyer	\$2,315
		Hollenbeck Palms	\$0	Toll Brothers Inc.	\$4,338
		Hollywood Community	\$1,625	Tom Safran & Associates	\$121,486
		Homey Heritage	\$2,894	Tova Capital	\$0
		HPA, Inc.	\$0	Tradewinds LLC	\$0

TOP 10 HIGHEST PAID LOBBYING FIRMS

Based on Client Payments Reported as Received in Q4 2022

Firm	Total Amount Received	Client	Amount Paid to Firm	Client	Amount Paid to Firm
7. MAX DEVELOPMENT LLC dba three6ixty (continued)	\$650,252	Hugo, Edith	\$3,838	Trinity Investments	\$17,789
		In and Out Burger	\$8,313	United Building Company	\$0
		Investors Management Co	\$0	Urth Caffé	\$0
		Jewish Federation of Greater LA	\$0	Viramontes, Enrique	\$0
		Johar Properties LLC	\$0	West Hollywood Community Housing	\$26,889
		John Stanley	\$41,369	West Modular	\$0
		Johnson Development Associates	\$12,644	Woodland Investments	\$0
		JRMC Real Estate, Inc.	\$0	WORKS	\$10,450
		Klinedinst PC	\$0	Wynkoop Properties LLC	\$3,608
		KSLB Holding LLC	\$8,394	Yardsworth, Inc.	\$0
		Lantana Development Company	\$0	Young S Kim	\$22,731
		Legacy 21 LLC	\$14,459	Zephyr Acquisitions	\$0
		Leonard, Scott	\$0		
8. Rand Paster & Nelson	\$625,444	5365 Crenshaw, LLC	\$2,817	Helio	\$2,051
		6421 Selma Wilcox Hotel, LLC	\$20,263	Impact Housing	\$5,535
		6727 MDD, LLC	\$0	Jacobs Children Trust	\$6,106
		961 La Cienega, LLC	\$8,385	LaTerra Development, LLC	\$26,499
		ABS Properties	\$11,619	M&A Real Estate Partners	\$4,174
		Affinity House, Inc.	\$0	Masis Holdings	\$2,254
		Amoroso Companies	\$0	Midwood Investment & Development	\$27,930
		Angel City Football Club	\$16,866	Mirman School	\$20,092
		Aragon Development Corp	\$398	NSB Associates, Inc.	\$0
		Artisan Ventures	\$12,609	One San Pedro	\$19,398
		AUX Architecture	\$9,725	Orange Barrel Media	\$69,088
		Black Equities	\$7,369	Otis College of Art & Design	\$8,263
		Borstein Enterprises	\$7,414	Relevant Living, LLC	\$0
		Broadway Management Group, LLC	\$77	Skya Highland Park Partners II, LLC	\$34,288

TOP 10 HIGHEST PAID LOBBYING FIRMS

Based on Client Payments Reported as Received in Q4 2022

Firm	Total Amount Received	Client	Amount Paid to Firm	Client	Amount Paid to Firm
8. Rand Paster & Nelson (continued)	\$625,444	Brookfield Properties Development, LLC	\$28,754	SLG Partners, LLC	\$15,994
		California Landmark	\$5,640	Spieker Senior Development Partners	\$1,864
		California Student Living (CASL)	\$38,286	SRM Development	\$0
		Carmel Partners	\$46,158	Stoic Vineland, LLC	\$0
		Century Affordable Development	\$2,766	Sunrise Senior Living	\$7,574
		Chaminade College Preparatory	\$3,019	The Taubman Company	\$24,196
		citizenM	\$5,805	Thomas Safran & Associates	\$420
		Cityview	\$6,741	Tooley Interests	\$994
		Cypress Equity Investments (CEI)	\$7,804	TriStar Realty Group	\$10,988
		Daylight Community Development, LLC	\$0	Uncommon Developers	\$7,185
		Elysian Development, LLC	\$0	Vitruvian Management, LLC	\$4,023
		Fairfield - FRH Realty, LLC	\$32,183	Voltera	\$953
		Fidelity National Title Group	\$7,741	W.O.R.K.S.	\$25,496
		Grubb Properties	\$12,413	Wiseman Residential	\$4,648
		Hampton Venice, LLC	\$586	Wynkoop Properties, LLC	\$0
9. Craig Lawson & Co., LLC	\$611,201	1784 Holdings LLC	\$1,154	Mosaic Development Group	\$0
		860 Highland Associates LLC	\$0	Motion Picture Industry PHP	\$0
		A Community of Friends	\$903	Museum Associates	\$8,159
		Abbey Road, Inc.	\$176	National Community Renaissance of CA	\$41,973
		Abode Communities	\$1,540	National Real Estate Development LLC	\$55,865
		AD Sharp US	\$18,375	Our Lady of Mt. Lebanon	\$0
		AECOM Technical Services	\$0	Overton Moore Properties	\$677
		Allies for Every Child, Inc.	\$2,903	P.V.A. Investments, LLC	\$0
		Amidi Group	\$9,389	Pacific Springs LLC	\$5,471
		Angel City Properties LLC	\$2,620	Palisades Capital Partners LLC	\$1,334
		B & F Associates	\$7,549	Parish of St. Matthew	\$949

TOP 10 HIGHEST PAID LOBBYING FIRMS

Based on Client Payments Reported as Received in Q4 2022

Firm	Total Amount Received	Client	Amount Paid to Firm	Client	Amount Paid to Firm
9. Craig Lawson & Co., LLC (continued)	\$611,201	Baldwin Hills Motor Inn, Inc.	\$2,678	Pico Union Housing Corp.	\$128
		Calmart Sub I, LLC	\$0	Rexford Industrial Realty	\$59,586
		Capacity Power Group, LLC	\$370	Roque & Mark Co.	\$0
		Century Housing Corp	\$13,499	Shoreham Capital LP	\$0
		Children's Hospital Los Angeles	\$60,744	Somito Capital LP	\$6,448
		Confluent Development LLC	\$15,318	SRO Housing Corp.	\$19,843
		Eiden Inc.	\$4,735	Summit Western Limited, LLC	\$1,524
		Flexible PSH Solutions	\$686	TAP Worldwide	\$0
		Freeman Group	\$0	The City Market of Los Angeles	\$3,155
		Greenbergs-Rosen, a Partnership	\$2,553	Thrifty Oil Co.	\$7,891
		Hessed Development Inc.	\$9,076	Tower Investments Group LLC	\$135
		Holland Partners	\$0	Triumph Management	\$2,436
		Ikar	\$13,346	Urbanspace	\$28,572
		Jacmar Partners	\$10,029	Value Schools	\$4,311
		Jamison Properties LP	\$27,604	Vermont Real Estate Properties LLC	\$2,131
		Kirby Manor Corp	\$27,747	Volunteers of America	\$44,516
		LA Family Housing	\$0	Walter N Marks Inc	\$30,379
		Mercy Housing	\$0	West Hollywood Community Housing Corp.	\$0
		Merlin Entertainments Ltd.	\$34,998	Yavneh Hebrew Academy	\$17,726
10. TChoi and Associates	\$519,645	Chick-Fil-A	\$363,506	Englander Knabe & Allen on behalf of N.N.N. Productions	\$0
		Englander Knabe & Allen on behalf of chsp los angeles	\$40,616	Englander Knabe & Allen on behalf of PSS West	\$27,009
		Englander Knabe & allen on behalf of Equinox Holding	\$11,977	Englander Knabe & Allen on behalf of ROM investments	\$14,597
		Englander Knabe & Allen on behalf of Fairfield Kittridge, LLC	\$0	Englander Knabe & Allen on behalf of RSI Group	\$0
		Englander Knabe & Allen on behalf of Gemdale USA	\$2,100	Englander Knabe & Allen on behalf of Silverstein Properties	\$0

TOP 10 HIGHEST PAID LOBBYING FIRMS

Based on Client Payments Reported as Received in Q4 2022

Firm	Total Amount Received	Client	Amount Paid to Firm	Client	Amount Paid to Firm
10. TChoi and Associates (continued)	\$519,645	Englander Knabe & Allen on behalf of Hi Hi Heel Productions	\$0	Englander Knabe & Allen on behalf of Terrace Restaurant	\$8,242
		Englander Knabe & Allen on behalf of LaTerra Properties	\$35,416	Englander Knabe & Allen on behalf of URW Development Services	\$0
		Englander Knabe & Allen on behalf of Laurence School	\$0	Next Century Partners, LLC	\$0
		Englander Knabe & Allen on behalf of Modern Animal	\$2,684	Western Avenue Capital Real Estate Partners LLC	\$13,500

TOP 10 HIGHEST PAYING CLIENTS

Based on Aggregate Client Payments Reported as Made for Q4 2022

Client	Total Payment Reported	Firm	Payment Received	City Matter	Agencies Lobbied
1. BARDAS Investment Group	\$653,129	DLA Piper LLP (US)	\$322,709	6101-6111 Melrose Ave Land use advice [NA]	City Planning; City Clerk; City Council
			\$132,458	Sears (5601 Santa Monica Blvd) creative office and studio campus development [N/A]	Water & Power (DWP); Mayor; Neighborhood Councils; City Planning
			\$77,603	TVC creative office and studio development [N/A]	Mayor; City Council; Building and Safety; City Planning; Public Works, Engineering
			\$52,496	1149 Las Palmas creative office development [N/A]	City Planning
			\$50,896	1200 Cahuenga creative office development [N/A]	City Planning
			\$548	6344 Fountain Land use advice [NA]	City Council
			\$0	712 Seward	No agencies indicated
			\$0	General Real Estate	No agencies indicated
		Kindel Gagan	\$9,000	Bardas Investment Group Assistance with DWP for projects [N/A]	Building and Safety; Fire (LAFD); City Planning; Water & Power (DWP)
			\$0	Obtaining water and power service @ 712 Seward St & 6344 Fountain Ave in Los Angeles	No agencies indicated
		3D Networks Corp., Inc.	\$7,420	Community Outreach Planning Matter	City Attorney; City Council; Neighborhood Councils
		Kimberlina Whettam & Associates	\$0	DAS Plan Check/Fountain & Cahuenga Requested assistance from LADBS DAS Supervisor regarding intervening on behalf of non-responsive DAS Plan Checker. [N/A]	No agencies indicated

TOP 10 HIGHEST PAYING CLIENTS

Based on Aggregate Client Payments Reported as Made for Q4 2022

Client	Total Payment Reported	Firm	Payment Received	City Matter	Agencies Lobbied
2. AIR Communities	\$478,060	Sheppard, Mullin, Richter & Hampton LLP	\$478,060	Mayer Beverly Park - TVC 2050 Commenting on Draft Environmental Impact Report for Proposed TVC 2050 Project (ENV-2021-4091-EIR) [N/A]	City Planning
3. AEG	\$399,130	Armbruster Goldsmith & Delvac LLP	\$225,810	Convention Center Expansion & Hotel Convention Center Expansion & Hotel [CPC-2019-4572-GPA-VZC-HD-SP-SN; ENV-2011-0585 EIR]	City Attorney; City Planning
			\$153,320	LA Live Entitlements LA Live Entitlements [DIR-2008-2279; ENV-2000-3577 EIR]	City Planning; Public Works, Engineering
		M Advisors LLC	\$20,000	DEVELOPMENT OF THE CONVENTION CENTER AND ADJACENT HOTEL DEVELOPMENT OF THE CONVENTION CENTER AND ADJACENT HOTEL [NA]	City Council; Mayor
4. Chick-Fil-A	\$383,876	TChoi and Associates	\$98,119	Outreach, Entitlement Strategy	City Council; Transportation (LADOT, DOT)
			\$73,300	17660 Ventura Blvd Community outreach [N/A]	City Council; Transportation (LADOT, DOT)
			\$64,587	Permitting Permitting and entitlements [N/A]	City Council; Public Works, Engineering
			\$63,400	20101 Ventura Blvd	City Council; Public Works, Engineering; Water & Power (DWP)
			\$31,100	entitlements and permitting entitlement approval for restaurant [N/A]	City Council
			\$17,700	Entitlements and permitting Zoning approval for restaurant [N/A]	City Council
			\$9,800	LADWP Permitting LADWP Permitting [N/A]	Water & Power (DWP); Building and Safety
			\$5,500	Permitting Public works permits for water testing in street [N/A]	Public Works, Engineering
			\$0	Entitlement and permitting Facilitation with Planning and City Council	No agencies indicated
			\$0	Permittng issue Permitting and approvals [N/A]	No agencies indicated

TOP 10 HIGHEST PAYING CLIENTS

Based on Aggregate Client Payments Reported as Made for Q4 2022

Client	Total Payment Reported	Firm	Payment Received	City Matter	Agencies Lobbied
4. Chick-Fil-A (continued)	\$383,876	Pacific Crest Consultants	\$5,665	Commercial Property/5043 Van Nuys/Hesby N/A[N/A]	City Planning; Building and Safety; Dept of Neighborhood Empowerment (DONE)
			\$5,060	Commercial Property/5440 Century N/A [N/A]	City Planning; Building and Safety; Dept of Neighborhood Empowerment (DONE)
			\$3,993	Commercial Property/2925 Los Feliz N/A [N/A]	Building and Safety; City Planning; Dept of Neighborhood Empowerment (DONE)
			\$3,080	Commercial Property/9048 Balboa N/A [N/A]	Building and Safety; Dept of Neighborhood Empowerment (DONE); City Planning
			\$2,310	Commercial property Land use entitlements and permitting.[N/A]	Building and Safety; Dept of Neighborhood Empowerment (DONE); City Planning
			\$138	Commercial Property Land use entitlements and permitting.[N/A]	Building and Safety; Dept of Neighborhood Empowerment (DONE); City Planning
			\$125	Commercial property N/A [N/A]	City Planning; Dept of Neighborhood Empowerment (DONE); Building and Safety

TOP 10 HIGHEST PAYING CLIENTS

Based on Aggregate Client Payments Reported as Made for Q4 2022

Client	Total Payment Reported	Firm	Payment Received	City Matter	Agencies Lobbied
4. Chick-Fil-A (continued)	\$383,876	Pacific Crest Consultants	\$0	Commercial Property Plan for approval for existing quick serve restaurant [N/A]	No agencies indicated
			\$0	Commercial Property/2913 Broadway N/A [N/A]	No agencies indicated
			\$0	Commercial Property/Eagle Rock N/A [N/A]	No agencies indicated
5. Englander Knabe & Allen	\$176,897				
<i>on behalf of chsp los angeles</i>		TChoi and Associates	\$40,616	permit issues Permit records and discrepancies correction [N/A]	Building and Safety
<i>on behalf of PSS West</i>			\$27,009	Permitting and plan check Permitting and plan check [N/A]	Building and Safety; Fire (LAFD)
<i>on behalf of LaTerra Properties</i>			\$26,188	Land use issues Land use entitlement outreach with community [N/A]	City Council
<i>on behalf of ROM investments</i>			\$14,597	Permitting and Inspections Permitting and Inspection Clarification [N/A]	Building and Safety
<i>on behalf of Equinox Holding</i>			\$11,977	Inspection and Permitting issues Facilitate inspection and permit sign off for TCO [N/A]	Fire (LAFD); Building and Safety
<i>on behalf of Terrace Restaurant</i>			\$8,242	Permit LAPD Cafe live entertainment permit [N/A]	No agencies indicated
<i>on behalf of LaTerra Properties</i>			\$4,400	Due Diligence Profile of entitlements and permitting feasibility [N/A]	No agencies indicated
<i>on behalf of Modern Animal</i>			\$2,684	Permit facilitation with planning for clearance summary sign off for permit [N/A]	No agencies indicated
<i>on behalf of LaTerra Properties</i>			\$2,616	4850 Hollywood Blvd. Facilitation with City Agencies for permit and inspections [N/A]	No agencies indicated
<i>on behalf of Gemdale USA</i>			\$2,100	Development	Water & Power (DWP)
<i>on behalf of LaTerra Properties</i>			\$1,313	Land Use Consulting Land Use entitlement outreach with community [N/A]	No agencies indicated
<i>on behalf of LaTerra Properties</i>			\$525	12575 Venice / 12444 Venice	No agencies indicated
<i>on behalf of LaTerra Properties</i>			\$375	4900 Hollywood Blvd. Facilitation with agencies and permits and inspections [N/A]	No agencies indicated
<i>on behalf of LaTerra Properties</i>			\$0	1100 W. Temple	No agencies indicated
<i>on behalf of URW Development Services</i>			\$0	Permitting and plan check and inspections Permitting and plan check and inspections [N/A]	No agencies indicated

TOP 10 HIGHEST PAYING CLIENTS

Based on Aggregate Client Payments Reported as Made for Q4 2022

Client	Total Payment Reported	Firm	Payment Received	City Matter	Agencies Lobbied
5. Englander Knabe & Allen (continued)	\$176,897				
<i>on behalf of Silverstein Properties</i>		TChoi and Associates	\$0	Permitting facilitation with LAFD on renovation permits [N/A]	No agencies indicated
<i>on behalf of RSI Group</i>			\$0	Permitting finalizing Permitting issues [N/A]	Building and Safety
<i>on behalf of N.N.N. Productions</i>			\$0	1509 Mateo St. facilitation with Permits and inspections [N/A]	Public Works, Engineering
<i>on behalf of Laurence School</i>			\$0	13639 W Victory Blvd, Valley Glen, CA 91401 facilitation with agencies for inspections [N/A]	No agencies indicated
<i>on behalf of Hi Hi Heel Productions</i>			\$0	2001 E. 7th Street	No agencies indicated
<i>on behalf of Fairfield Kittridge, LLC</i>			\$0	Permit Issue U permit facilitation with LADOT , Public Works [N/A]	No agencies indicated
<i>on behalf of their client Deloitte Consulting LLP</i>		Kathy Jones Irish Consulting, LLC	\$9,500	LADWP Consulting and Advisory Services	Water & Power (DWP)
<i>on behalf of Osmose Utilities Services, Inc.</i>			\$9,450	Contract Execution	Water & Power (DWP)
<i>on behalf of City of Paramount</i>			\$4,500	DWP right of way access for bike path managed by the City of Paramount Securing right of way access from LADWP to enable construction of PHASE II, a critical	Water & Power (DWP)
<i>on behalf of their client World Wide Technology, LLC</i>			\$2,500	Technology IT Solutions [n/a]	Water & Power (DWP)
<i>on behalf of their client Third Pulse LLC</i>			\$1,820	333 S. Boylston St. electrical permit assistance [n/a]	Water & Power (DWP)
<i>on behalf of PHWH2 Prop, LLC</i>			\$0	DWP Services DWP connection and disconnect issues during opening of a Hotel. [n/a]	Water & Power (DWP)
<i>on behalf of Petteway Management Group, LLC</i>			\$0	Local Business Certification Assist client in completing for Local Business certification. [n/a]	Water & Power (DWP)
<i>on behalf of their client AECOM</i>			\$0	Engineering and Design Services	No agencies indicated
<i>on behalf of their client Enterprise</i>			\$0	Fleet Services / EV Fleet Vehicle Fleet Services / EV Fleet Vehicle [N/A]	No agencies indicated
<i>on behalf of their client Qualtrics Inc.</i>			\$0	Experience Management Software Experience Management Software [N/A]	No agencies indicated

TOP 10 HIGHEST PAYING CLIENTS

Based on Aggregate Client Payments Reported as Made for Q4 2022

Client	Total Payment Reported	Firm	Payment Received	City Matter	Agencies Lobbied
5. Englander Knabe & Allen (continued)	\$176,897				
<i>EKA</i>		Matthew A Goulet	\$3,988	Research and Strategy for Lot Split and SB9 Providing consulting and processing services toward ministerial urban lot split [N/A]	City Planning
			\$0	Research into various improvements and entitlements Performing research into entitlements necessary to permit various remodel scenarios of US Bank Tower [N/A]	No agencies indicated
<i>on behalf of American Wood Council</i>		Dragonfly Public Affairs	\$2,500	related to wood construction materials Oppose continued restrictions on safe and effective building materials approved by the State of California for use in new constructions [CF# 19-0603]	City Council
<i>on behalf of Coca Cola</i>			\$0	Related to the circular economy + plastic Seeking approval for continued use of recycled PET for beverages. [CF# 21-0064]	No agencies indicated
6. 6450 Sunset Owner/Seward Partners LLC	\$173,776	Mayer Brown LLP	\$173,776	Sunset and Wilcox Mixed-use commercial development. [CPC-2020-1929-HD-MCUP-SPR-SPP, VTT-83088, ENV-2020-1930-EIR]	Public Works, Street Lighting; Public Works, Street Services; Public Works, Sanitation; Public Works, Engineering; Public Works, Contract Administration; Board of Public Work; City Planning; Building and Safety; City Council

TOP 10 HIGHEST PAYING CLIENTS

Based on Aggregate Client Payments Reported as Made for Q4 2022

Client	Total Payment Reported	Firm	Payment Received	City Matter	Agencies Lobbied
7. AvalonBay Communities	\$165,157	Mayer Brown LLP	\$118,383	Assist client with City entitlements. [N/A]	City Council; Building and Safety; Public Works, Street Services; Public Works, Street Lighting; Public Works, Sanitation; Public Works, Engineering; City Planning; Board of Public Works; Public Works, Contract Administration
		Marathon Communications Inc	\$28,774	1645 Corinth Avenue Seeking entitlements for mixed-use project at 1645 Corinth Ave. [N/A]	City Council; City Planning
		Sharon Douglas	\$18,000	ava-arts	Public Works, Engineering; Police (LAPD); Building and Safety
8. Television City Studios	\$146,242	Advocacy	\$51,637	Television City Studios Masterplan [n/a]	City Council; Neighborhood Councils
		Vectis Strategies, LLC	\$42,698	Television City Television City Studios Plan and Modernization Project [CPC-2021-4090-DA; CPC-2021-4089-AD-GPA-ZC-SN-SP]	Mayor; City Council
		Park & Velayos	\$20,468	Television City matter. [N/A]	City Planning
		Burns & Bouchard, Inc.	\$15,000	Television City Specific Plan n/a [n/a]	City Planning
		Sunkin Group, LLC	\$10,000	Television City Television City Studios Plan and Modernization Project[CPC-2021-4090-DA; CPC-2021-4089-AD-GPA-ZC-SN-SP]	Mayor; City Council; City Planning
		Trifiletti Consulting, Inc.	\$6,439	Television City Campus at 7800 Beverly Blvd. Television City Campus at 7800 Beverly Blvd. [n/a]	City Planning; Building and Safety; Recreation & Parks; Transportation (LADOT, DOT)

TOP 10 HIGHEST PAYING CLIENTS

Based on Aggregate Client Payments Reported as Made for Q4 2022

Client	Total Payment Reported	Firm	Payment Received	City Matter	Agencies Lobbied
9. CREED LA	\$142,206	Adams Broadwell Joseph & Cardozo, A Professional Corporation	\$23,882	5420 Sunset Project 5420 Sunset Boulevard LP, LLC proposes to develop a 882,250 sq. ft. mixed-use project on a 6.75-acre (294,082 sq. ft.) site. The Project would consist of 735 multi-family residential units and up to 95,000 sq. ft. of commercial uses, including market/retail and restaurant uses. [ENV-2017-1084-EIR]*	City Planning
			\$19,780	638 South Berendo Street Project The proposed project involves the demolition of the existing surface parking lot and the construction, use, and maintenance of a new 22-story residential building with 343 dwelling units. [ENV-2021-1926-CE; DIR-2022-1925-TOC-SPR-HCA]*	City Planning
			\$19,155	1050 La Cienega Boulevard Project DESCRIPTION OF PROJECT 1050 La Cienega, LLC proposes the removal of a vacant lot and construction of a new 332-foot in height, 28-story, 297,690-sq. ft., mixed-use building with 290 dwelling units, including 29 Extremely Low-Income affordable housing units, and approximately 7,500 sq. ft. of new commercial restaurant use. [ENV 2022-2280-SCEA and DIR-2022-2279-TOC-SPR-VHCA)]*	City Planning
			\$16,262	216 Spring Street Project 216 Spring St., LLC proposes demolition of an existing 1 story mezzanine & basement office/retail building and construction of a 17 story 120 unit apartment tower with ground floor retail/restaurant and subterranean parking. [DIR-2020-7846-DB-SPR-HCA; CEQA No. ENV-2020-7847-CE]*	City Planning

TOP 10 HIGHEST PAYING CLIENTS

Based on Aggregate Client Payments Reported as Made for Q4 2022

Client	Total Payment Reported	Firm	Payment Received	City Matter	Agencies Lobbied
9. CREED LA (continued)	\$142,206	Adams Broadwell Joseph & Cardozo, A Professional Corporation	\$13,829	9201 Winnetka Avenue Project Project proposes to demolish the existing movie theater building and ancillary uses (approxim. 140,000 sq. ft.) and construct three buildings to be used for manufacturing, light industrial (including studio/movie/television/sound production), and/or warehousing, with a total floor area of approximately 273,500 sq. ft. [ENV-2021-10280-MND]*	City Planning
			\$11,880	676 Mateo Street Project District Centre, LP, & District Centre-GPA, LP propose demolition of existing warehouse and surface parking lot, and construction of an up to 197,355-square-foot mixed-use building including up to 185 live/work units, approxim. 15,320 sq. feet of open space for residents, up to 23,380 sq. feet of art-production and commercial space, and associated parking facilities. [ENV-2016-3691-EIR]*	No agencies indicated
			\$5,255	Rendon Hotel Project Rendon, LLC proposes to construct a one-story addition to an existing three-story hotel bldg and new construction, use, and maintenance of an attached 15-story hotel bldg with 103 guest rooms with approx. 15,907 sq ft of commercial space comprised of art gallery, café, restaurant and bar uses. [APN 5164-019- 018]*	City Council
			\$5,082	Artisan Hollywood Project The project proposes the development of a 25-story building that would include 270 multi-family residential units and 6,790 sq. ft. of ground floor commercial space. [ENV-2019-5591-EIR, DIR-2019-5590-TOC-SPR, VTT-82764]*	City Planning

TOP 10 HIGHEST PAYING CLIENTS

Based on Aggregate Client Payments Reported as Made for Q4 2022

Client	Total Payment Reported	Firm	Payment Received	City Matter	Agencies Lobbied
9. CREED LA (continued)	\$142,206	Adams Broadwell Joseph & Cardozo, A Professional Corporation	\$2,573	Panorama City Center Primestor CFIC/CG, LLC proposes demolition of Panorama Mall, 2 fast food restaurants, a Walmart retail bldg, and assoc surface parking lot and the const of a mixed-use project consisting of 5,187,006 sq. ft. of development [LOBBYING PROCEEDINGS RELATED TO (74 character limit) ENV-2017-575-EIR; CPC-2017-574-VZC-SPR-MCUP-CU-CDO; VTT-74897; (APNs 2638-038-002, 2638-038-016, and 2638-038-017)]*	City Planning
			\$992	2159 Bay Street Project Sacramento Street Property, LP proposes the development of a creative office campus comprised of a 10-story commercial high-rise building, a two-story commercial building, a one-story commercial building, and a one-story electrical enclosure. [ENV-2017-625-EIR; CPC-2017-624-VZC-HD-MCUP-ZAA-SPR; VTT-74928]*	City Planning
			\$865	655 Mesquit Street Project 655 Mesquit, LLC proposes to redevelop a surface parking lot on the existing 640 S. Santa Fe Avenue site into a 14-story commercial building [ENV-2020-6829-EAF]*	City Council
			\$524	Our Lady of Mt. Lebanon Project The Project includes the following components: (1) the development of a 19-story, multi-family residential building with 153 residential units (including 17 very low-income units); (2) the deconstruction, off-site storage, reassembly, rehabilitation and limited alteration of the existing cathedral of Our Lady of Mt. Lebanon-St. Peter Maronite Catholic Cathedral; and (3) the removal of three existing ancillary church buildings. [ENV-2019-1857-EIR, SCH No. 2019080173; APN 4334009161]*	No agencies indicated

TOP 10 HIGHEST PAYING CLIENTS

Based on Aggregate Client Payments Reported as Made for Q4 2022

Client	Total Payment Reported	Firm	Payment Received	City Matter	Agencies Lobbied
9. CREED LA (continued)	\$142,206	Adams Broadwell Joseph & Cardozo, A Professional Corporation	\$512	1000 Seward Project 39 South, LLC proposes to demolish two existing commercial buildings totaling 10,993 sq ft and a surface parking lot, and the development of a 10-story commercial building on a 34,152 sq ft (0.78-acre) site located at 1000 and 1006 Seward Street; 1003, 1007, and 1013 Hudson Avenue; and 6565 Romaine Street in the Hollywood Community Plan Area of the City of Los Angeles. [ENV-2020-1239-EIR; CPC-2020-1237-VZC-HD-GPA-MCUP-SPR]*	City Planning
			\$512	HPMC Building Project (CHA Health Systems, Inc.) HPMC Building Project, proposed by CHA Health Systems, Inc. The Revised Project includes revisions to the previously approved Virgil Ave. Parking Structure Project. [ENV-2015-310-MND-REC1]*	City Planning
			\$370	15827 Roxford Street Project Roxford XC, LLC proposes demolition of an existing 182,230 sq. ft. of warehouse building and construction, use, and maintenance of two new warehouse buildings with a total of approximately 595,147 sq. ft. including 15,742 sq. ft. of ancillary office space. (APNs 2604-001-001, 2604-001-002, 2604-001-003, and 2604-001-004). [ENV-2021-8928-MND; CPC-2021-8927-CU-SPR]*	No agencies indicated
			\$303	8th and Alameda Studios Project Alameda & 8th Owner, LLC proposes to renovate the existing 558,918 sf Los Angeles Times Olympic Printing Plant (Plant or Building 1) and a 23,005 sf vehicular maintenance building (maintenance building or Building 2) [ENV-2021-4260-MND, CPC-2021-4259-CU-CUB-SPR, VTT-83418]*	No agencies indicated

TOP 10 HIGHEST PAYING CLIENTS

Based on Aggregate Client Payments Reported as Made for Q4 2022

Client	Total Payment Reported	Firm	Payment Received	City Matter	Agencies Lobbied
9. CREED LA (continued)	\$142,206	Adams Broadwell Joseph & Cardozo, A Professional Corporation	\$211	Prologis Vermont and Redondo Project Prologis L.P proposes construction, use, and maintenance of a one-story (with a 25,000 square-foot mezzanine), 53-foot tall, 340,298 sq. ft. warehouse/manufacturing/high-cube warehouse/distribution center with a total of 194 automobile parking spaces and 32 bicycle parking spaces (Project). [ENV-2017-1015-EIR; CPC-2017-1014-CU-ZAA-SPR]*	City Planning
			\$140	4th and Hewitt Project LIG - 900, 910 and 926 E. 4th St., 405-411 S. Hewitt St., LLC proposes development of 18-story office and commercial building on an approxim. 1.31-acre site located at 401 South Hewitt Street, Los Angeles, CA 90013. [ENV-2017-470-EIR; CPC-2017-469-GPA-VZC-HD-MCUP-SP]*	No agencies indicated
			\$65	2233-2251 East Jesse Street Project Jesse Street LA Owner LLC proposes conversion and addition to an approxim. 146,678 sq. feet cold-storage warehouse facility to a media and production studio [DIR-2021-4708-SPR; ENV-2020-4709-CE]*	No agencies indicated
			\$14	The Morrison Project Morrison Hotel, LLC and Morrison Residential, LLC proposes the demolition of approx. 32,550 sq. ft. of commercial industrial bldgs., the adaptive reuse of an existing 46,626 sq. ft., single-res occupancy (SRO) hotel, the expansion of the existing hotel with the new const. of an approx. 102,706 sq. ft. hotel, and the new const. of an approx. 273,106 sq. ft., mixed-use hotel and res bldg. [ENV-2018-2294-EIR, VTT-82183, ZA-2018-2293-MCUP-CUX-ZV-DD-SPR]*	No agencies indicated

TOP 10 HIGHEST PAYING CLIENTS

Based on Aggregate Client Payments Reported as Made for Q4 2022

Client	Total Payment Reported	Firm	Payment Received	City Matter	Agencies Lobbied
9. CREED LA (continued)	\$142,206	Adams Broadwell Joseph & Cardozo, A Professional Corporation	\$0	1111 South Hill Street Project Project located at 1101-1115 South Hill Street and 206-210 West 11th Street, Los Angeles, CA. The Project proposes to remove the existing vacant warehouse on the project site and one non-protected street tree on the South Hill Street sidewalk and construct a 40-story mixed-use building with up to 319 multi-family residential condominium units, up to 160 Transient Occupancy Residential Structure ("TORS") units and up to 3,429 square feet (sf) of ground floor commercial uses. [ENV-2018-2857-SCEA, VTT-82178, CPC-2018-2853-TDR-MCUP-CU-DD-SPR]*	No agencies indicated
			\$0	121 West 3rd St. Project (Relevant Living, LLC) Relevant Living, LLC proposes to demolish existing surface parking lot and construct new mixed-use building containing 331 residential dwelling units, 37 of which (11%) would be restricted to Very-Low Income Households, and approx. 6,350 sq. ft. of ground-floor commercial uses. [ENV-2021-3039-EAF]*	No agencies indicated
			\$0	1715 N. Bronson Ave Project 1717 Bronson LLC proposes to construct a 24-story, 128 dwelling unit residential building with 134 parking spaces. [ENV-2021-6887-CE; VTT-83510-CN-HCA; CPC-2021-6886-DB-SPR-WDI-HCA]*	No agencies indicated
			\$0	3401 South La Cienega Boulevard Mixed-Use Project La Cienega Owner, LLC proposes to construct a new 460,824 sf mixed-use residential and commercial development. The approximately 230,412 sf, 13-story Residential Building would contain 260 residential units for rent; 22 units would be reserved for "very low income" households and 7 units would be reserved for workforce housing. [ENV-2021-6879-SCEA, CPC-2021-6877-DB-SPR-CUB, VTT-83550-CN]*	No agencies indicated

TOP 10 HIGHEST PAYING CLIENTS

Based on Aggregate Client Payments Reported as Made for Q4 2022

Client	Total Payment Reported	Firm	Payment Received	City Matter	Agencies Lobbied
9. CREED LA (continued)	\$142,206	Adams Broadwell Joseph & Cardozo, A Professional Corporation	\$0	350 South Figueroa Project 350 South Figueroa Project LLC proposes to demolish an approximate 29,500 sq. ft. portion of an existing building and commercial structure and construction of a new 41 story residential building integrated in the existing structure. the residential building integrated into the existing structure. [ENV-2018-2700-FCEA, DIR-2018-2699-SPP]*	No agencies indicated
			\$0	4th and Spring Hotel Project The 4th and Spring Hotel Project, proposed by OSIB LA Downtown Properties, LLC, includes the construction of an 11-story hotel building with 315 guest rooms, ancillary guest uses, and up to 2,000 sq. ft. of public meeting room space. [ENV-2017-1874-MND, ZA-2017-1873-ZAI-SPR]*	No agencies indicated
			\$0	5860 West Jefferson Project 5850 West Jefferson, LLC, is proposing to redevelop a portion of the Project Site by replacing the existing surface parking area with an approx. 344,947 sq. ft. office bldg. that is approx. 320 ft. (22 stories) in height. [ENV-2008-478-EIR]*	No agencies indicated
			\$0	6445 Sunset Boulevard Project NELA Development LLC proposes demolition of existing retail uses and construction of a new hotel containing 175 rooms and 11,400 sq. ft. of restaurant/bar/lounge area at various locations. [ENV-2020-5408-ND; CPC-2020-5407-VZC-HD-CUB-ZAA-RDP-SPR]*	No agencies indicated
			\$0	656 South San Vicente Medical Office Project The Project would demolish a 5,738 sq. ft., vacant educational bldg., and an 8,225 sq. ft.-foot Big 5 Sporting Goods store and associated surface parking to develop a medical office and retail-commercial development on an approximately 0.76-acre site. [ENV-2017-468-EIR]*	No agencies indicated

TOP 10 HIGHEST PAYING CLIENTS

Based on Aggregate Client Payments Reported as Made for Q4 2022

Client	Total Payment Reported	Firm	Payment Received	City Matter	Agencies Lobbied
9. CREED LA (continued)	\$142,206	Adams Broadwell Joseph & Cardozo, A Professional Corporation	\$0	670 Mesquit Project RCS VE, LLC proposes to construct a 1,792,103 sq. ft. mixed-use development. The Project would include 994,055 sq. ft. of creative office space; a 236-room hotel; 208 multi-family res housing units; an Arts District Central Market (food hall); a grocery store; 136,152 sq. ft. of retail space; 89,577 sq. ft. of restaurant space; 93,617 sq. ft. of museum space; & a 62,148 sq. ft. gym. [ENV-2017-249-EIR; SCH #: 2017041071]*	No agencies indicated
			\$0	8th Grand and Hope Project (Mitsui Fudosan America) Mitsui Fudosan America proposes to construct a 50-story mixed-use development comprised of 580 residential units and up to 7,499 sq feet of ground floor commercial/retail/restaurant space [ENV-2017-506-EIR, ZA-2021-7053-ZAI, CPC-2017-505-TDR-ZV-SPPA-DD-SPR]*	City Planning
			\$0	Cedars -Sinai Seismic Upgrade Wing and Development Project The Project proposes to build a new 203-bed, 405,000-square-foot seismic upgrade hospital wing adjacent to the Professional and North Patient Towers and the Saperstein Critical Care Tower [ENV-2021-3513-CE and CPC-2021-3512-VZC-VCU]*	No agencies indicated
			\$0	DOCS Surgical Hospital Project SV Holdings, LLC proposes to develop a five-story, 48,027 square-foot hospital specializing in orthopedic and spinal-related surgical procedures and treatment. The Project will include 17 patient beds and a series of additional facilities and services to enhance employee, patient, and visitor experiences, including in-house administrative offices and x-ray/MRI services, a pharmacy, dining services, four operating rooms, post-operation recovery rooms, and a roof deck garden. [APN: 5086-013-014, 5086-013-015, 5086-013-016, and 5086-013-017]*	No agencies indicated

TOP 10 HIGHEST PAYING CLIENTS

Based on Aggregate Client Payments Reported as Made for Q4 2022

Client	Total Payment Reported	Firm	Payment Received	City Matter	Agencies Lobbied
9. CREED LA (continued)	\$142,206	Adams Broadwell Joseph & Cardozo, A Professional Corporation	\$0	Topaz Project (222 West Sixth Street LLC) Harbor Associates (d.b.a. 222 West Sixth Street LLC) proposes to convert an existing 12-story, 167-foot tall office building into a residential building ("Building 2") comprised of 228 residential dwelling units. The parking structure and ground-floor commercial uses ("Building 1 - Parking Garage") will be maintained. [DIR-2019-7740-SPR; ENV-2019-7741-CE]*	No agencies indicated
			\$0	Valor Elementary School Project The Project involves the construction of a one & 2-story, 26.5-foot-tall elementary school bldg. with 28 classrooms (totaling 23,538 sf) for grades transitional kindergarten through 4; a multi-purpose room (totaling 3,182 sf); admin spaces (totaling 1,616 sf); corridors, storage spaces & covered outdoor dining (totaling 6,419 sf); and a surface parking lot with an ingress/egress driveway off Plummer St. [APN 265-601-5007 and 265-601-5008]*	City Planning
		M Advisors LLC	\$20,000	DEVELOPMENT POLICIES AND PROJECTS IN LOS ANGELES DEVELOPMENT POLICIES AND PROJECTS IN LOS ANGELES [NA]*	Transportation (LADOT, DOT); Mayor; City Council; City Planning; Board of Public Works
10. IKE Smart City	\$137,430	Afriat Consulting Group Inc	\$97,430	Assist client with obtaining permits for digital kiosks. Assist client with obtaining permits for digital kiosks.[22-1154]	Convention and Tourism Development; Chief Legislative Analyst (CLA); City Council; Public Works, Street Services; City Attorney; Mayor
		M Strategic Communications	\$40,000	DEVELOPMENT OF CITYWIDE TOURISM KIOSK PROGRAM FOR TOURISM MARKETING [N/A]	Mayor; City Council; Convention and Tourism Development; Board of Public Works

TOP 10 HIGHEST PAYING CLIENTS

Based on Aggregate Client Payments Reported as Made for Q4 2022

Client	Total Payment Reported	Firm	Payment Received	City Matter	Agencies Lobbied
10. IKE Smart City	\$137,430	Allen Matkins Leck Gamble Mallory & Natsis LLP	\$0	Interactive Kiosks (378746.00005) Process land use entitlements related to interactive kiosk experience and signage. [N/A]	No agencies indicated
		Glaser, Weil, Fink, Howard, Avchen & Shapiro, LLP	\$0	City of LA Signage Approvals	No agencies indicated

**This description has been truncated for formatting purposes. More information about this matter is available at <https://ethics.lacity.org/viewdoc/104083>.*