

---

---

## ***Item 9*** **Information**

### ***Quarterly Lobbying Summary***

---

---

**Executive Summary:** This item presents a summary of activities reported to the Ethics Commission by lobbying entities for the second quarter of 2022.

**Recommended Action:** This item is for informational purposes only.

**Authors:** David Tristan, Executive Director  
Heather Holt, Deputy Executive Director  
Ayojide Hospidales, Lobbying Program Analyst

**Presenter:** Kiyana Asemanfar, Lobbying Program Manager

---

## ***Lobbying Summary: 2nd Quarter 2022***

---

### **A. Introduction**

The Municipal Lobbying Ordinance (MLO) regulates persons who receive compensation to lobby City agencies. Los Angeles Municipal Code (LAMC) §§ 48.01, *et seq.* When lobbyists, lobbying firms, and lobbyist employers meet certain qualification thresholds, they are required to register with the Ethics Commission and file quarterly disclosure reports about their activities. This item summarizes information disclosed for the second quarter of 2022.

The payments and activities indicated in this report may change if filers submit amendments to their quarterly reports. The most recent figures may be accessed online. Registration statements and quarterly reports can be found on the Public Data Portal at [ethics.lacity.org/data/lobbying/registrations](https://ethics.lacity.org/data/lobbying/registrations). The Lobbying Dashboard also provides an interactive historical summary of lobbying data and is available at [ethics.lacity.org/lobbying/lobbying-dashboard](https://ethics.lacity.org/lobbying/lobbying-dashboard).

### **B. 2nd Quarter Lobbying Entities**

The table below identifies the number of registrations as of the second quarter of 2022. Lobbyists, lobbying firms, and lobbyist employers were required to file disclosure reports for the quarter by August 1, 2022. Of all 771 required disclosure reports, 98 percent were filed on time. Late fees totaling \$2,975 were assessed for reports filed after the deadline.

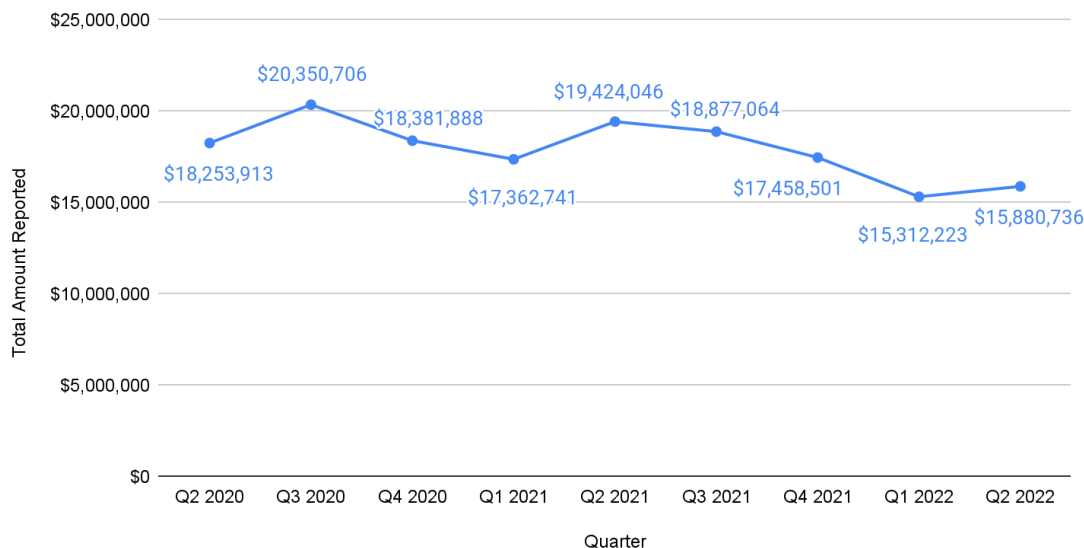
	Lobbyists	Clients	Lobbying Firms	Lobbyist Employers
Q2 2022 Total	561	2,015	110	100

### **C. Highest Paid Lobbying Firms**

For the second quarter of 2022, lobbying firms reported total payments from clients in the amount of \$15,880,736. This marks a 4-percent increase in total payments compared to the previous quarter. The graph at the top of the next page shows the total payments from clients reported over the past two years.

## Lobbying Payments from Clients to Firms

Q2 2020 to Q2 2022



The ten lobbying firms that reported the highest total client payments for the second quarter of 2022 are identified in the table below and the pie chart on the next page. Together, these firms reported receiving a total of \$6,252,583, which represents about 39 percent of all reported payments. For comparison, the table also indicates the payments received by these same firms in the previous quarter and in the same quarter last year, as well as the total amounts paid to the top ten firms of those quarters. More details regarding the ten highest paid lobbying firms are provided in Attachment A.

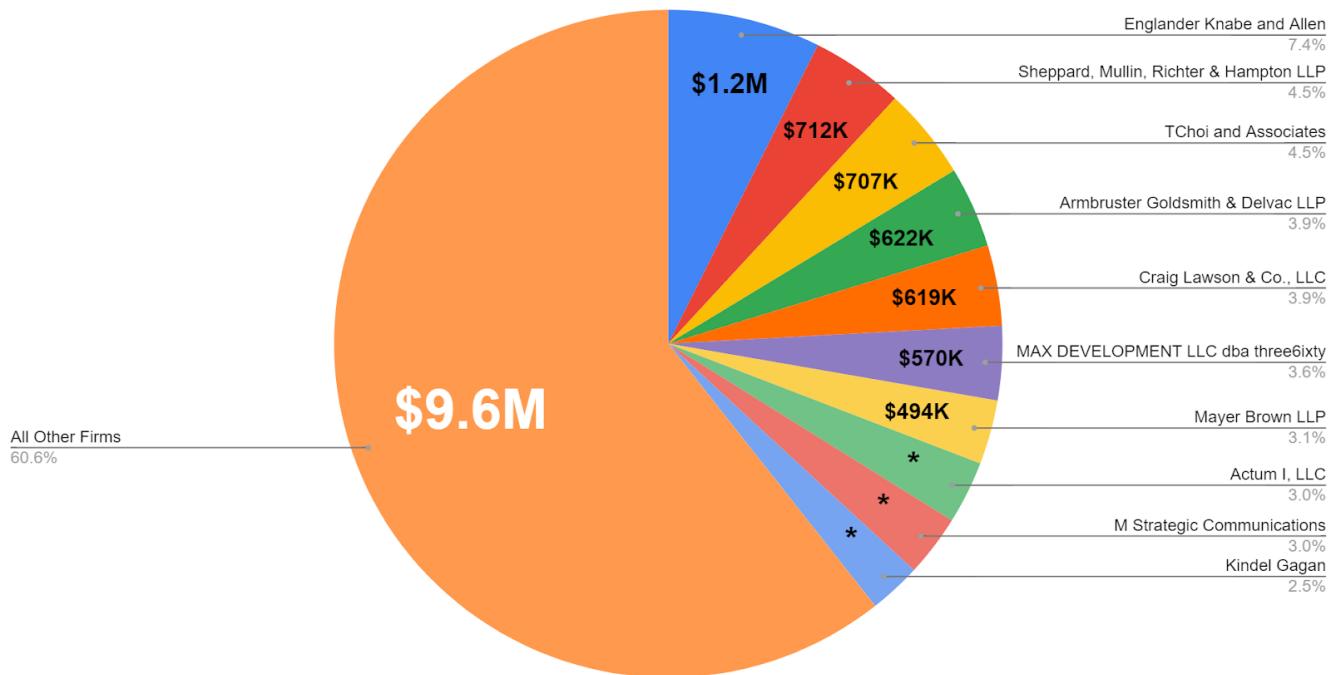
### Highest Paid Lobbying Firms

*Based on client payments reported as received in Q2 2022.*

Rank	Lobbying Firm	Q2 2022 Payments	Q1 2022 Payments (& Rank)	Q2 2021 Payments (& Rank)
1	Englander Knabe and Allen	\$1,173,709	\$885,185 (1)	\$1,239,662 (2)
2	Sheppard, Mullin, Richter & Hampton LLP	\$711,879	\$674,593 (4)	\$1,214,469 (3)
3	TChoi and Associates	\$707,185	\$368,379 (12)	\$705,089 (6)
4	Armbruster Goldsmith & Delvac LLP	\$622,152	\$775,292 (3)	\$919,710 (4)
5	Craig Lawson & Co., LLC	\$619,200	\$627,359 (5)	\$708,354 (5)
6	MAX DEVELOPMENT LLC dba three6ixty	\$569,538	\$626,774 (6)	\$598,184 (7)
7	Mayer Brown LLP	\$493,833	\$441,648 (7)	\$430,926 (10)
8	Actum I, LLC*	\$482,500	\$87,000 (47)	n/a
9	M Strategic Communications	\$473,500	\$435,000 (8)	\$441,500 (9)
10	Kindel Gagan	\$399,088	\$369,919 (11)	\$352,766 (12)
<b>Total Top 10 Firms</b>		<b>\$6,252,583</b>	<b>\$6,121,847</b>	<b>\$8,700,154</b>
<b>Total Other Firms</b>		<b>\$9,628,153</b>	<b>\$9,190,376</b>	<b>\$10,723,892</b>
<b>Total All Firms</b>		<b>\$15,880,736</b>	<b>\$15,312,223</b>	<b>\$19,424,046</b>

\*This lobbying firm was not registered as a lobbying firm in Q2 2021.

## Q2 2022 Overview: Payments to Lobbying Firms



*\*See table on previous page for payment amount.*

### D. Highest Paying Clients

In the second quarter of 2022, there were 2,015 registered lobbying clients. Lobbying firms are required to disclose the payments they receive from each client for their representation on City matters. The table at the top of the next page indicates the ten lobbying clients that made the highest payments to lobbying firms in the second quarter of 2022.

Combined, the payments made by these clients totaled \$2,100,962, or approximately 13 percent of the total \$15,880,736 payments reported by lobbying firms. For comparison, the table at the top of the next page also indicates the payments made by these top ten clients in the previous quarter of 2022 and in the same quarter last year, as well as the total amounts paid by the top ten clients of those quarters. Clients that were not among the top ten clients for the relevant reporting period have a rank indicated as “n/a”. More details regarding the ten highest paying clients are provided in Attachment B.

Highest Paying Clients				
Based on aggregate client payments reported for Q2 2022.				
Rank	Client	Q2 2022 Payments	Q1 2022 Payments (& Rank)	Q2 2021 Payments (& Rank)
1	Englander Knabe and Allen*	\$412,515	\$201,599 (2)	\$384,388 (3)
2	Chick-Fil-A	\$358,199	\$200,356 (3)	\$347,444 (4)
3	Gibson Dunn & Crutcher**	\$210,000	n/a	n/a
4	Holland Partner Group	\$205,714	\$84,721 (n/a)	\$186,277 (n/a)
5	URW Development Services**	\$191,525	n/a	n/a
6	Angels Landing Partners LLC (formerly The Peebles Corporation)	\$181,487	\$189,904 (5)	\$285,029 (6)
7	Clear Channel Outdoor	\$161,030	\$63,575 (n/a)	\$137,008 (n/a)
8	CREED LA	\$158,724	\$95,880 (n/a)	\$103,104 (n/a)
9	LIG – 900 910 and 926 E 4th St 405-411 S Hewitt St	\$116,570	\$20,654 (n/a)	\$5,800 (n/a)
10	Outfront Decaux Street Furniture	\$105,199	\$50,000 (n/a)	\$40,000 (n/a)
<b>Total Top 10 Clients</b>		<b>\$2,100,962</b>	<b>\$1,765,841</b>	<b>\$3,001,375</b>
<b>Total Other Clients</b>		<b>\$13,779,774</b>	<b>\$13,546,382</b>	<b>\$16,422,671</b>
<b>Total All Clients</b>		<b>\$15,880,736</b>	<b>\$15,312,223</b>	<b>\$19,424,046</b>

\* This client made payments to lobbying firms on behalf of other clients, and those payments were aggregated to calculate the payment amounts.

\*\*This client was not registered as a client in Q1 2022 or Q2 2021.

## E. Fundraising and Contributions

### 1. Fundraising

Lobbying entities reported fundraising activity for City officeholders and candidates totaling \$142,112 in the second quarter of 2022. Fundraising includes activities such as soliciting a contribution or inviting attendees to a fundraising event. Reported fundraising activity is highlighted in the next table. When similar amounts are reported by different entities for the same candidate or officeholder, the entities may have participated in the same fundraising event or the fundraising may have been reported by both a lobbyist and that lobbyist's firm or employer.

FUNDRAISING Q2 2022				
Total	Name	Type of Entity	Recipient	Amount
1. \$21,500	Veronica Perez & Associates	Firm	John Lee for City Council 2020	\$11,500
			Tim McOske for City Council 2022	\$9,200
			Greg Good for City Council 2022	\$800
2. \$17,550	Central City Association of Los Angeles	Employer	Mitch O'Farrell for City Council 2022	\$14,700
			Cedillo for City Council 2022	\$2,050
			Monica Rodriguez for City Council 2022	\$800
3. \$17,250	Englander Knabe and Allen	Firm	John Lee for City Council 2020	\$4,000
			Koretz for Controller 2022	\$3,000
			Krekorian for City Council 2009	\$2,400
			Karen Bass for Mayor 2022	\$2,000
			Bob Blumenfeld for City Council 2022	\$1,600
			Monica Rodriguez for City Council 2022	\$1,600
			Greg Good for City Council 2022	\$1,050
			Cedillo for City Council 2022	\$800
			Curren Price, Jr. for City Council 2022	\$800

### FUNDRAISING Q2 2022 (cont'd)

Total	Name	Type of Entity	Recipient	Amount
4. \$11,500	Courtney Chesla Torres	Firm*	John Lee for City Council 2020	\$11,500
5. \$11,500	Kindel Gagan	Firm	John Lee for City Council 2020	\$11,500
6. \$9,550	Jeffrey McConnell, Englander Knabe and Allen	Lobbyist	Koretz for Controller 2022	\$3,000
			John Lee for City Council 2020	\$1,600
			Karen Bass for Mayor 2022	\$1,500
			Greg Good for City Council 2022	\$1,050
			Cedillo for City Council 2022	\$800
			Krekorian for City Council 2009	\$800
			Monica Rodriguez for City Council 2022	\$800
7. \$7,800	Howard Sunkin, Sunkin Group, LLC	Lobbyist	Karen Bass for Mayor 2022	\$4,000
			Curren Price, Jr. for City Council 2022	\$3,800
8. \$4,630	Gathers Strategies, Inc.	Firm*	Curren Price, Jr. for City Council 2022	\$3,680
			Bob Blumenfield for City Council 2022	\$950
9. \$4,300	Jeffer Mangels Butler & Mitchell LLP	Firm	Mitch O'Farrell for City Council 2022	\$4,300
10. \$4,300	Benjamin Reznik, Jeffer Mangels Butler & Mitchell LLP	Lobbyist	Mitch O'Farrell for City Council 2022	\$4,300
11. \$4,300	Daniel Freedman, Jeffer Mangels Butler & Mitchell LLP	Lobbyist	Mitch O'Farrell for City Council 2022	\$4,300
12. \$4,300	Neill Brower, Jeffer Mangels Butler & Mitchell LLP	Lobbyist	Mitch O'Farrell for City Council 2022	\$4,300
13. \$4,300	Sheri Bonstelle, Jeffer Mangels Butler & Mitchell LLP	Lobbyist	Mitch O'Farrell for City Council 2022	\$4,300
14. \$4,000	Afriat Consulting Group Inc	Firm	Curren Price, Jr. for City Council 2022	\$2,400
			Krekorian for City Council 2009	\$800
			Tim McOsker for City Council 2022	\$800
15. \$3,200	Kellie Hawkins, Englander Knabe and Allen	Lobbyist	Bob Blumenfield for City Council 2022	\$800
			Curren Price, Jr. for City Council 2022	\$800
			John Lee for City Council 2020	\$800
			Monica Rodriguez for City Council 2022	\$800
16. \$2,450	Leon & Walsh Public Affairs	Firm	Tim McOsker for City Council 2022	\$850
			Greg Good for City Council 2022	\$800
			John Lee for City Council 2020	\$800
17. \$2,400	Marcus Allen, Englander Knabe and Allen	Lobbyist	Bob Blumenfield for City Council 2022	\$800
			John Lee for City Council 2020	\$800
			Krekorian for City Council 2009	\$800
18. \$1,800	David Herbst, Vectis Strategies, LLC	Lobbyist	Tim McOsker for City Council 2022	\$800
			NEWHOUSE FOR CITY COUNCIL 2022	\$500
			Ron Galperin for State Controller 2022	\$500
19. \$1,600	Eric Rose, Englander Knabe and Allen	Lobbyist	John Lee for City Council 2020	\$800
			Krekorian for City Council 2009	\$800
20. \$1,164	MAX DEVELOPMENT LLC dba three6ixty	Firm	NEWHOUSE FOR CITY COUNCIL 2022	\$1,164
21. \$1,164	Dana Sayles, MAX DEVELOPMENT LLC dba three6ixty	Lobbyist	NEWHOUSE FOR CITY COUNCIL 2022	\$1,164
22. \$800	TChoi and Associates	Firm*	Greg Good for City Council 2022	\$800
23. \$500	Gina Gribow, Englander Knabe and Allen	Lobbyist	Karen Bass for Mayor 2022	\$500
24. \$254	Elisa Paster, Glaser, Weil, Fink, Howard, Avchen & Shapiro, LLP	Lobbyist	NEWHOUSE FOR CITY COUNCIL 2022	\$254
25. \$0	JF Public Affairs	Firm*	Greg Good for City Council 2022	\$0

\*Sole Proprietor

## 2. Contributions

Lobbying entities must also disclose when they make, deliver, or act as an intermediary for a contribution to a City officeholder or candidate. Lobbying entities reported making a total of \$18,000 in contributions in the second quarter of 2022, as outlined in the following table. Negative amounts may indicate contributions that were returned by the candidate or committee.

MADE CONTRIBUTIONS Q2 2022				
Total	Name	Type of Entity	Recipient	Amount
1. \$10,200	Apartment Association of Greater L.A.	Employer	David T. Vahedi for Controller 2022	\$1,500
			Ron Galperin for State Controller 2022	\$1,500
			Bob Blumenfield for City Council 2022	\$800
			Cedillo for City Council 2022	\$800
			Curren Price, Jr. for City Council 2022	\$800
			John Lee for City Council 2020	\$800
			Mitch O'Farrell for City Council 2022	\$800
			Monica Rodriguez for City Council 2022	\$800
			Sam Yebri for City Council 2022	\$800
			Tim McOske for City Council 2022	\$800
			Traci Park for City Council 2022	\$800
2. \$5,400	Laborers Local 300	Employer	Kevin de Leon for Mayor 2022	\$1,500
			Koretz for Controller 2022 General	\$1,500
			Councilmember Monica Rodriguez 2017	\$800
			John Lee for City Council 2020	\$800
			Katy Yaroslavsky for City Council 2022	\$800
3. \$2,400	BNSF Railway Company	Employer	Cedillo for City Council 2022	\$800
			Curren Price, Jr. for City Council 2022	\$800
			Greg Good for City Council 2022	\$800
4. \$800	Pacific Merchant Shipping Association	Employer	Tim McOske for City Council 2022	\$800
5. \$800	UNITE HERE Local 11	Employer	Greg Good for City Council 2022	\$800
6. (\$1,600)	Southwest Regional Council of Carpenters	Employer	Joe Buscaino for City Council, 2011	(\$800)
			Kevin de Leon for City Council 2020	(\$800)

As detailed in the next table, lobbying entities also reported delivering to City officeholders and candidates \$84,650 in contributions from third parties during the second quarter of 2022. When similar amounts are reported by different entities for the same committee, the delivery may have been reported by both a lobbyist and that lobbyist's firm or employer.

DELIVERED CONTRIBUTIONS Q2 2022				
Total	Name	Type of Entity	Recipient	Amount
1. \$14,950	Kindel Gagan	Firm	John Lee for City Council 2020	\$6,000
			Kevin de Leon for Mayor 2022	\$4,400
			Karen Bass for Mayor 2022	\$1,000
			Krekorian for City Council 2009	\$800
			Mitch O'Farrell for City Council 2022	\$800
			Tim McOske for City Council 2022	\$800
			Traci Park for City Council 2022	\$800
			Greg Good for City Council 2022	\$350

## DELIVERED CONTRIBUTIONS Q2 2022 (cont'd)

Total	Name	Type of Entity	Recipient	Amount
2. \$12,200	Arnie Berghoff & Associates	Firm	Krekorian for City Council 2009	\$4,000
			Curren Price, Jr. for City Council 2022	\$2,400
			Bob Blumenfield for City Council 2022	\$1,800
			Cedillo for City Council 2022	\$800
			Katy Young Yaroslavsky for City Council 2022	\$800
			Mitch O'Farrell for City Council 2022	\$800
			Tim McOsker for City Council 2022	\$800
			Traci Park for City Council 2022	\$800
3. \$11,900	Englander Knabe and Allen	Firm	John Lee for City Council 2020	\$4,000
			Krekorian for City Council 2009	\$2,400
			Bob Blumenfield for City Council 2022	\$1,600
			Koretz for Controller 2022 General	\$1,500
			Cedillo for City Council 2022	\$800
			Curren Price, Jr. for City Council 2022	\$800
			Monica Rodriguez for City Council 2022	\$800
4. \$5,100	Jeffer Mangels Butler & Mitchell LLP	Firm	Mitch O'Farrell for City Council 2022	\$4,300
			Paul Koretz for Controller 2022	\$800
5. \$5,100	Benjamin Reznik, Jeffer Mangels Butler & Mitchell LLP	Lobbyist	Mitch O'Farrell for City Council 2022	\$4,300
			Paul Koretz for Controller 2022	\$800
6. \$4,700	Jeffrey McConnell, Englander Knabe and Allen	Lobbyist	John Lee for City Council 2020	\$1,600
			Koretz for Controller 2022 General	\$1,500
			Cedillo for City Council 2022	\$800
			Krekorian for City Council 2009	\$800
7. \$4,300	Daniel Freedman, Jeffer Mangels Butler & Mitchell LLP	Lobbyist	Mitch O'Farrell for City Council 2022	\$4,300
8. \$4,300	Neill Brower, Jeffer Mangels Butler & Mitchell LLP	Lobbyist	Mitch O'Farrell for City Council 2022	\$4,300
9. \$4,300	Sheri Bonstelle, Jeffer Mangels Butler & Mitchell LLP	Lobbyist	Mitch O'Farrell for City Council 2022	\$4,300
10. \$4,200	Central City Association of Los Angeles	Employer	Maria Brenes for LAUSD School Board 2022	\$1,000
			John Lee for City Council 2020	\$800
			Mitch O'Farrell for City Council 2022	\$800
			Tim McOsker for City Council 2022	\$800
			Traci Park for City Council 2022	\$800
11. \$3,200	California Restaurant Association	Employer	Bob Blumenfield for City Council 2022	\$800
			Cedillo for City Council 2022	\$800
			Tim McOsker for City Council 2022	\$800
			Traci Park for City Council 2022	\$800
12. \$3,200	Kellie Hawkins, Englander Knabe and Allen	Firm	Bob Blumenfield for City Council 2022	\$800
			Curren Price, Jr. for City Council 2022	\$800
			John Lee for City Council 2020	\$800
			Monica Rodriguez for City Council 2022	\$800
13. \$2,400	Afriat Consulting Group Inc	Firm	Greg Good for City Council 2022	\$1,600
			Tim McOsker for City Council 2022	\$800
14. \$2,400	Marcus Allen, Englander Knabe and Allen	Firm	Bob Blumenfield for City Council 2022	\$800
			John Lee for City Council 2020	\$800
			Krekorian for City Council 2009	\$800
15. \$1,600	Eric Rose, Englander Knabe and Allen	Firm	John Lee for City Council 2020	\$800
			Krekorian for City Council 2009	\$800
16. \$800	TChoi and Associates	Firm*	Greg Good for City Council 2022	\$800

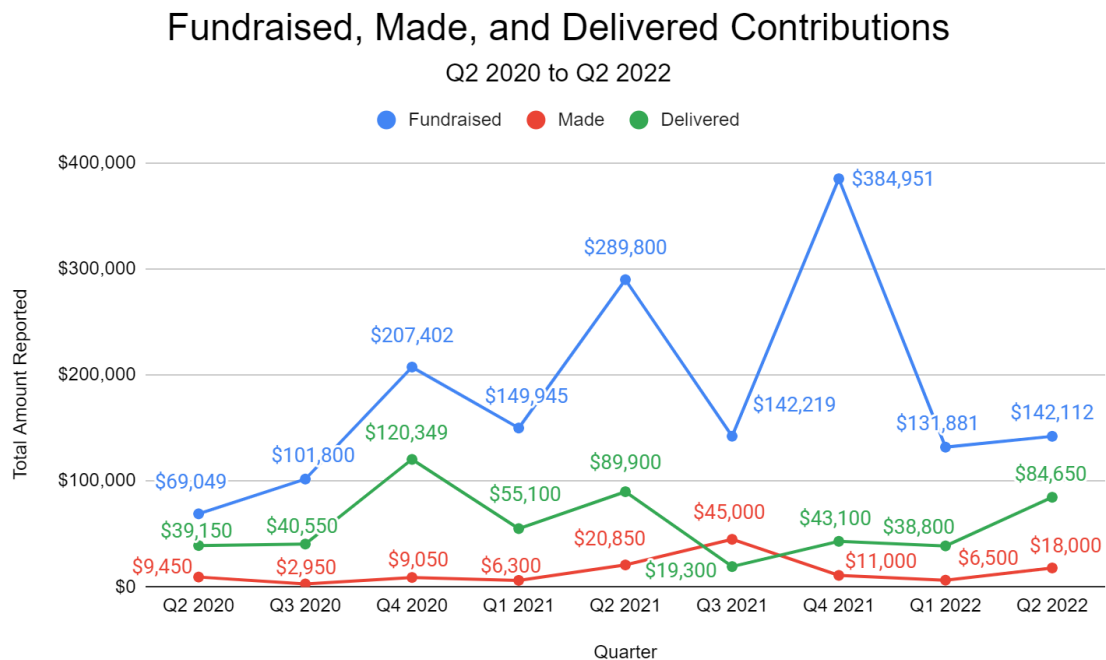


### 3. Year-To-Date Fundraising and Contributions

Lobbying entities reported year-to-date totals of \$273,993 in fundraising activity and \$147,950 in contributions made or delivered. The following table identifies the year-to-date top ten fundraisers and top ten contributors of 2022.

2022 TOP TEN FUNDRAISERS AND CONTRIBUTORS (YEAR-TO-DATE)					
Fundraisers			Contributors (Made/Delivered)		
Rank	Name	2022 Total	Rank	Name	2022 Total
1	Veronica Perez & Associates	\$36,114	1	Arnie Berghoff & Associates	\$21,700
2	Englander Knabe and Allen	\$26,900	2	Kindel Gagan	\$20,850
3	Afriat Consulting Group Inc	\$22,400	3	Englander Knabe and Allen	\$20,300
4	Mayer Brown LLP	\$18,700	4	Apartment Association of Greater L.A.	\$10,200
5	Edgar Khalatian, Mayer Brown LLP	\$18,700	5	Central City Association of Los Angeles	\$8,000
6	Leon & Walsh Public Affairs	\$18,317	6	Jeffrey McConnell, Englander Knabe and Allen	\$7,100
7	Courtney Chesla Torres	\$18,000	7	Laborers Local 300	\$6,200
8	Kindel Gagan	\$18,000	8	Afriat Consulting Group Inc	\$5,200
9	Central City Association of Los Angeles	\$17,550	9	Jeffer Mangels Butler & Mitchell LLP	\$5,100
10	Jeffrey McConnell, Englander Knabe and Allen	\$13,200	10	Benjamin Reznik, Jeffer Mangels Butler & Mitchell LLP	\$5,100

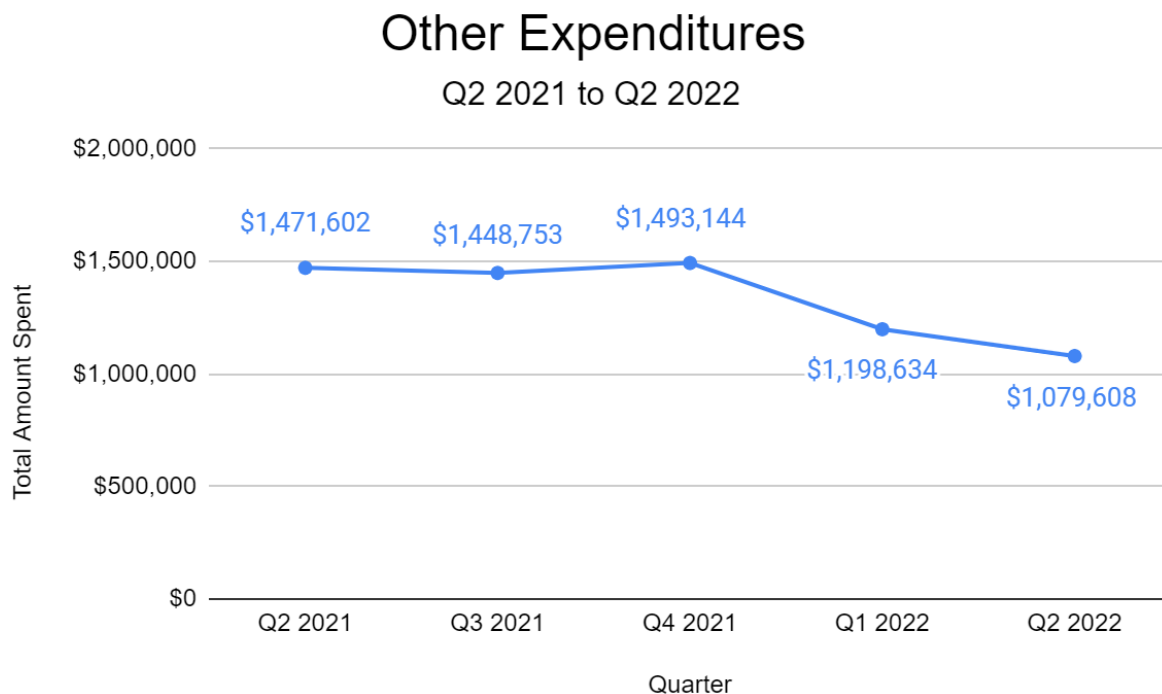
The following graph provides a visual overview of this activity over the last two years.



## F. Other Expenditures

Lobbying firms and lobbyist employers are required to report expenses that they would not have incurred but for their attempts to influence City matters. These expenditures may be related to community outreach efforts, advertising, consulting fees, and lobbying. They do not include payments made to lobbyists or non-lobbyist employees. These expenditures may include payments made to other lobbying firms, which may also be reported by those lobbying firms as payments from their clients.

A total of \$1,079,608 in “other” expenditures was reported for the second quarter of 2022. Of these reported expenditures, 89 percent were itemized (because they were valued at \$5,000 or more) and 11 percent were not. The other expenditures reported in the second quarter of 2022 mark a 10-percent decrease from last quarter. The following graph shows other expenditures reported by lobbying firms and lobbyist employers over the last year.

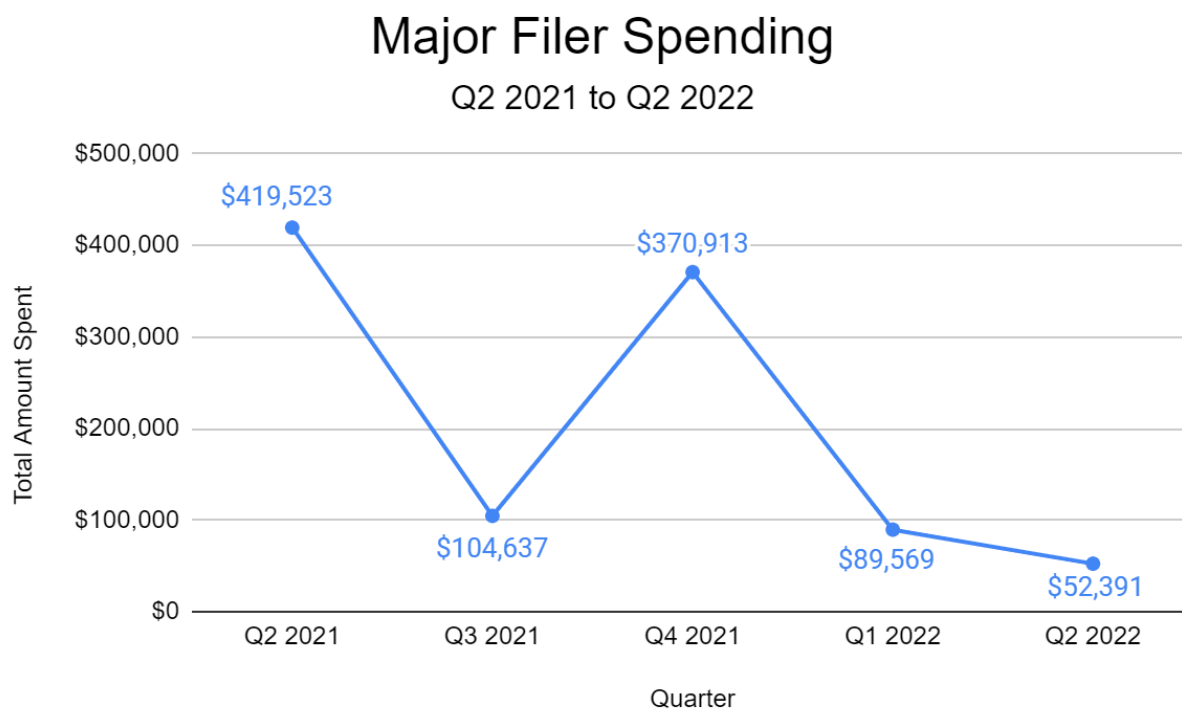


## G. Major Filers

A major filer is an entity or individual who makes or incurs expenses totaling \$5,000 or more in a calendar quarter to influence one or more City matters but does not qualify as a lobbying entity. As detailed in the table on the following page, three major filers reported spending a total of \$52,391 in the second quarter of 2022. This amount is a decrease of 42 percent from the major filer spending reported last quarter.

MAJOR FILER ACTIVITY Q2 2022			
Total Spent	Major Filer	City Matter	Amount
1. \$30,000	Outfront Decaux Street Furniture, LLC	Sidewalk and Transit Amenities Program (STAP) (20-1536)	\$30,000
2. \$14,000	SEIU United Healthcare Workers West	Minimum Wage for Healthcare Workers (22-1100-S4)	\$14,000
3. \$8,391	Ad Zero	Sign Ordinance Revisions (11-1705)	\$8,391

The graph below shows major filer spending over the last year.



## H. Looking Ahead

The deadline for filing quarterly reports regarding activity in the third quarter of 2022 is October 31, 2022. Registration statements and quarterly reports may be searched and viewed on the Public Data Portal at [ethics.lacity.org/data/lobbying/registrations](https://ethics.lacity.org/data/lobbying/registrations). Interactive historical data is available on the Lobbying Dashboard at [ethics.lacity.org/lobbying/lobbying-dashboard](https://ethics.lacity.org/lobbying/lobbying-dashboard).

### Attachments:

- A Highest Paid Lobbying Firms (Q2 2022)
- B Highest Paying Clients (Q2 2022)

## TOP 10 HIGHEST PAID LOBBYING FIRMS

*Based on Client Payments Reported as Received in Q2-2022*

Firm	Total Amount Received	Client	Amount Paid to Firm	Client	Amount Paid to Firm
1. Englander Knabe and Allen	\$1,173,709	7-Eleven, Inc.	\$0	KPMG LLP	\$15,000
		830 Fairfax Owner II, LLC	\$0	LA Blue	\$0
		Accela, Inc.	\$15,000	La Terra Development LLC	\$88,750
		AECOM	\$16,000	Landify ECT Corporation	\$45,000
		Air Products and Chemicals, Inc.	\$7,500	Laurence School	\$3,488
		American Wood Council	\$18,000	Malibu Green	\$0
		Anheuser-Busch Companies, LLC	\$0	Modern Animal, Inc.	\$46,244
		AT&T Enterprise Services (AT & T and its affiliates)	\$9,000	N N N Productions	\$2,500
		Avaya, Inc.	\$16,875	Nike	\$13,000
		BNSF Railway Company	\$6,000	Official Police Garage Assn of LA	\$37,500
		Boingo Wireless, Inc.	\$6,000	Onni Contracting (CA) Inc.	\$22,500
		Booster Fuels, Inc.	\$7,500	Osrose Utilities Services, Inc.	\$13,500
		Calmet Corp.	\$5,000	PCMC	\$24,000
		Clark Construction Group - California, LP	\$1,500	PSS West L.A., LLC	\$17,525
		Coca Cola Bottling USA	\$12,500	Qualtrics Inc	\$8,500
		Columbia Care, LLC	\$4,000	Saltchuk Resources, Inc.	\$15,000
		Conduent	\$18,000	SAP Public Services, Inc.	\$5,400
		CrowdStrike, Inc.	\$0	Silverstein Properties LLC	\$45,125
		Deloitte Consulting LLP	\$27,000	Skinny Labs Inc., dba Spin	\$0
		Elevance Health, Inc. (FNA Anthem, Inc.)	\$18,000	So. California Health & Rehabilitation Program, Inc.	\$15,000
		Enenstein Pham & Glass, LLP	\$4,238	Splunk Inc.	\$12,800
		Enterprise Rent-A-Car Company of Los Angeles	\$25,500	Sportsmen's Lodge Owner, LLC	\$30,000
		Fairfield Kittridge, LLC	\$19,600	Terrace Restaurant and Lounge, Inc	\$20,963
		Fenix Marine Services	\$24,000	The Relief Collective	\$0
		Flyshare, Inc.	\$9,000	Third Pulse, LLC	\$900
		Gemdale USA Corporation	\$17,400	Tobacco Free Kids Action Fund	\$15,000
		GreenQuest Energy Development, LLC	\$10,000	Total Transportation Services - TTSI	\$40,000
		Halo Collective Inc.	\$6,200	United Taxi	\$5,333
		HDR Engineering, Inc.	\$21,000	Universal Technical Institute, Inc.	\$15,000

## TOP 10 HIGHEST PAID LOBBYING FIRMS

*Based on Client Payments Reported as Received in Q2-2022*

Firm	Total Amount Received	Client	Amount Paid to Firm	Client	Amount Paid to Firm
1. Englander Knabe and Allen (continued)	\$1,173,709	HealthRIGHT 360	\$375	URW Airports, LLC (f/k/a Westfield Airports, LLC)	\$20,000
		Hi Hi Heel Productions	\$0	URW Development Services	\$191,525
		Jess Chen	\$15,644	Waste Management Inc.	\$10,825
		Katchko, Vitiello, Karikomi, PC on behalf of their client Southern California Collective	\$0	Westfield Property Management, LLC	\$40,000
		Katchko, Vitiello, Karikomi, PC on behalf of their client Universal Collective	\$0	World Wide Technology, LLC	\$12,500
2. Sheppard, Mullin, Richter & Hampton LLP	\$711,879	1600 Hudson, LLC	\$0	Gopuff	\$36,226
		5B Enterprises	\$10,000	Holland Partner Group	\$133,371
		6000 SV Holdings LLC	\$0	Hollywood Forever Cemetery	\$41,338
		606 N. Western LLC.	\$22,166	Hollywood International Regional Center	\$71,736
		9712 Oak Pass Road LLC	\$0	Hudson Pacific Properties, Inc.	\$0
		Alliance Ground International	\$0	Jonathan Rose Companies	\$0
		Angels Landing Partners, LLC (formerly Peebles Corporation, The)	\$100,487	Lightstone DTLA, LLC	\$10,530
		Automobile Club of Southern California	\$32,514	LLJ Adler Warner	\$0
		Azure Development, Inc.	\$0	MOB Hotels & Compagnie LLC	\$0
		Brookfield Properties Development LLC	\$68,703	Montgomery Clark Advisors	\$0
		Brookfield Properties Management (CA) Inc.	\$9,409	Our Lady of Mt. Lebanon	\$22,190
		Capital Hall Partners	\$0	Pluto Partners, LLC	\$0
		Continuum Partners	\$82,945	Primestor Development, Inc.	\$57,965
		Daylight Community Development	\$0	Sandstone Properties	\$0
		Elkwood LLC	\$5,196	TA Los Angeles 443 SSS LP	\$0
		Equitas Academy	\$0	The True Life Companies	\$5,070
		Girls Athletic Leadership School	\$350	Venus Over Manhattan	\$0
		Go For Broke National Education Center	\$1,683	Warner Center Gardens Limited	\$0

# TOP 10 HIGHEST PAID LOBBYING FIRMS

Based on Client Payments Reported as Received in Q2-2022

Firm	Total Amount Received	Client	Amount Paid to Firm	Client	Amount Paid to Firm
3. TChoi and Associates	\$707,185	Chick-Fil-A	\$327,749	Englander Knabe & Allen on behalf of N.N.N. Productions	\$1,875
		Englander Knabe & Allen on behalf of Fairfield Kittridge, LLC	\$15,040	Englander Knabe & Allen on behalf of PSS West	\$13,713
		Englander Knabe & Allen on behalf of Gemdale USA	\$13,422	Englander Knabe & Allen on behalf of Silverstein Properties	\$36,353
		Englander Knabe & Allen on behalf of Hi Hi Heel Productions	\$0	Englander Knabe & allen on behalf of Terrace Restaurant	\$16,878
		Englander Knabe & Allen on behalf of LaTerra Properties	\$56,347	Englander Knabe & Allen on behalf of URW Development Services	\$142,843
		Englander Knabe & Allen on behalf of Laurence School	\$2,647	Next Century Partners, LLC	\$19,500
		Englander Knabe & Allen on behalf of Modern Animal	\$60,821		
4. Armbruster Goldsmith & Delvac LLP	\$622,152	4508ethel, llc	\$0	La Terra Development, LLC	\$0
		5420 Sunset Venture, LLC	\$27,790	Landmark Properties, Inc.	\$2,962
		6767 W Sunset Blvd LLC dba CMNTY Culture Campus	\$24,647	Leon Capital Group	\$44
		6th & Alameda LLP	\$38	M&A Real Estate Partners LLC	\$759
		9500 Pico LLC	\$11,480	MGA North LLC	\$0
		Abington Emerson	\$8,363	Midwood Investment & Development	\$9,496
		ABS Properties, Inc.	\$5,929	Milken Community Schools	\$9,895
		Academy of Motion Picture Arts & Sciences	\$0	MLM Group LLC	\$0
		AEG	\$0	Next Century Associates, LLC	\$11,194
		Amidi Group	\$5,530	Oakmont Capital	\$2,212
		Amoroso Company	\$38	ONNI Group Contracting (California) Inc.	\$47,765
		Artisan Ventures	\$5,754	P&L Figueroa Investors, LLC	\$6,536
		Asset 1 Holdings, LLC	\$15,189	Palisades Capital Partners	\$23,363
		Belmont Village Senior Living	\$10,860	Playa Capital Company, LLC	\$821
		Bolour	\$10,169	PSS West L.A., LLC	\$4,296

# TOP 10 HIGHEST PAID LOBBYING FIRMS

Based on Client Payments Reported as Received in Q2-2022

Firm	Total Amount Received	Client	Amount Paid to Firm	Client	Amount Paid to Firm
4. Armbruster Goldsmith & Delvac LLP (continued)	\$622,152	Brentwood School	\$724	RAR2-Villa Marina Center CA, LLC	\$3,066
		Brookfield Properties Development LLC	\$3,008	Related California	\$13,386
		BWC/St. Andrews LP	\$1,701	Rose Avenue Capital	\$0
		California Landmark	\$6,259	Round Room Live	\$22,192
		Canfield Development, Inc.	\$0	Sares Regis	\$1,338
		Carmel Partners	\$29,730	Skya Highland Park Partners II, LLC	\$6,490
		Century Investment LLC	\$14,538	Sonder	\$38
		CGI Strategies	\$2,818	Spieker Realty Investments	\$398
		City Market of Los Angeles	\$1,918	Stephen Wise Temple	\$5,997
		CityView	\$83	Sutter, Gary & Vera	\$767
		Culver Crossings Properties LLC	\$75,262	The Buckley School	\$3,238
		Cypress Equity	\$7,265	The Hanover Company	\$1,426
		Cypress Equity Investments	\$0	The Mirman School	\$28,599
		Devenney Group, Ltd.	\$220	Tishman Speyer	\$11,626
		Frost/Chaddock Developers, LLC	\$199	Trammell Crow	\$47,456
		G.H. Palmer	\$473	TriStar Realty Group, LLC	\$0
		GPI Companies	\$5,691	Uncommon Development	\$19,573
		GRT Portfolio Properties	\$286	University of Southern California	\$8,477
		Grubb Properties	\$609	Vantage Property Investors	\$2,667
		IMT Capital LLC	\$92	Westmark School	\$1,027
		Jade Enterprises	\$27,290	Wiseman Residential	\$4,681
		Jamison Properties, LP	\$38	WS Communities	\$899
		Kaplan Development Group	\$12,676	Yorkwood LLC	\$1,403
		Karma Company, LLC	\$1,406		
5. Craig Lawson & Co., LLC	\$619,200	1784 Capital Holdings LLC	\$1,863	Motion Picture Industry PHP	\$6,728
		860 Highland Associates LLC	\$0	Museum Associates	\$18,993
		A Community of Friends	\$0	National Community Renaissance of CA	\$31,822
		Abbey Road, Inc.	\$6,302	National Real Estate Development LLC	\$49,185
		Abode Communities	\$34,362	Our Lady of Mt. Lebanon	\$15,871

# TOP 10 HIGHEST PAID LOBBYING FIRMS

Based on Client Payments Reported as Received in Q2-2022

Firm	Total Amount Received	Client	Amount Paid to Firm	Client	Amount Paid to Firm
5. Craig Lawson & Co., LLC (continued)	\$619,200	AD Sharp US	\$17,930	Overton Moore Properties	\$15,539
		AECOM Technical Services	\$0	P.V.A. Investments, LLC	\$0
		Allies for Every Child, Inc.	\$2,414	Pacific Springs LLC	\$16,956
		Amidi Group	\$12,373	Palisades Capital Partners LLC	\$22,575
		B & F Associates	\$5,119	Parish of St. Matthew	\$7,311
		Baldwin Hills Motor Inn, Inc.	\$2,709	Pico Union Housing Corp.	\$5,112
		Calmart Sub I, LLC	\$8,897	Rexford Industrial Realty	\$39,351
		Capacity Power Group, LLC	\$2,648	Roque & Mark Co.	\$0
		Century Housing Corp	\$2,923	Shoreham Capital LP	\$0
		Children's Hospital Los Angeles	\$5,501	Somito Capital LP	\$2,680
		Confluent Development LLC	\$16,909	SRO Housing Corp.	\$3,958
		Eiden Inc.	\$3,875	Summit Western Limited, LLC	\$9,748
		Flexible PSH Solutions	\$850	TAP Worldwide	\$13,463
		Freeman Group	\$10,583	The City Market of Los Angeles	\$2,099
		Greenbergs-Rosen, a Partnership	\$9,607	Thrifty Oil Co.	\$5,959
		Holland Partners	\$13,171	Tower Investments Group LLC	\$2,148
		Ikar	\$10,892	Triumph Management	\$3,798
		Jacmar Partners	\$22,548	Urbanspace	\$5,678
		Jamison Properties LP	\$40,735	Value Schools	\$14,299
		Kirby Manor Corp	\$9,957	Vermont Real Estate Properties LLC	\$17,210
		LA Family Housing	\$0	Volunteers of America	\$38,034
		Mercy Housing	\$0	Walter N Marks Inc	\$14,219
		Merlin Entertainments Ltd.	\$12,328	West Hollywood Community Housing Corp.	\$0
		Mosaic Development Group	\$1,968		
6. MAX DEVELOPMENT LLC dba three6ixty	\$569,538	A Community of Friends:114-16 Lorena St ACOF-001P	\$0	Mark Juncosa	\$14,356
		Apex Reaty Inc	\$0	Maxxam LLC	\$0
		Aragon Properties, Ltd	\$625	May Lindstrom	\$5,025



# TOP 10 HIGHEST PAID LOBBYING FIRMS

Based on Client Payments Reported as Received in Q2-2022

Firm	Total Amount Received	Client	Amount Paid to Firm	Client	Amount Paid to Firm
6. MAX DEVELOPMENT LLC dba three6ixty (continued)	\$569,538	A Community of Friends:114-16 Lorena St ACOF-001P	\$0	Mark Juncosa	\$14,356
		Apex Reaty Inc	\$0	Maxxam LLC	\$0
		Aragon Properties, Ltd	\$625	May Lindstrom	\$5,025
		Aroma Cafe	\$5,338	McCormack Baron Salazar Development	\$0
		Atrio Venice LLC	\$0	MDM Investments Group	\$0
		Black Equities Group	\$35,638	MLL Capital:640 S San Vicente MLL-001	\$0
		Blue Coast Inc.	\$6,985	Moss and Company	\$0
		Bolour Associates	\$10,888	Nine Oak Investments	\$0
		Botanical Hospital Group	\$0	Norman Family LP	\$0
		Brasa Capital	\$198	Olson Urban Partners	\$1,444
		CIM Group	\$10,153	Orion Capital	\$0
		Cityview LLC	\$35,365	Oxford Capital Group LLC	\$0
		Community Corporation of Santa Monica	\$1,138	Pan Am Equities	\$0
		Comstock Homes	\$0	Park Place Investmt Hldg:6753 Selma PPIH-001	\$0
		Crescent Capital Partners	\$0	PAX Urban Partners	\$1,825
		Cypress Equity	\$0	Praxis Development Group	\$11,068
		Cypress Equity	\$0	RBM of California	\$12,436
		D & M Steel	\$0	Relevant Group	\$11,369
		Daylight Community Development	\$138	Renaissance Arts Academy	\$750
		Decro Corporation	\$0	Robhana Group	\$0
		Domus Development LLC	\$29,611	RSE Capital Partners	\$15,519
		EIP001 Hope LLC	\$15,506	Senior Housing Partners	\$2,294
		Fifteen Group	\$0	Skansa USA Community Development	\$5,945
		Firestone Walker	\$825	Sonder USA Inc.	\$3,885
		Geneva Street Partners	\$10,270	Starkwood Inc.	\$1,280
		Greenlawn Development LLC	\$0	Taylor Aquities	\$0
		GRUBB Properties	\$44,963	The Actor's Fund	\$23,531
		GTM Holdings LLC	\$2,378	The Athletic Body	\$2,524
		Haroni Investments Inc.	\$4,494	Tishman Speyer	\$6,083
		Hawkins Way Properties LLC	\$1,138	Tom Safran & Associates	\$84,333
		Hollenbeck Palms	\$0	Tova Capital	\$0
		HPA, Inc.	\$0	Tradewinds LLC	\$4,013

## TOP 10 HIGHEST PAID LOBBYING FIRMS

*Based on Client Payments Reported as Received in Q2-2022*

Firm	Total Amount Received	Client	Amount Paid to Firm	Client	Amount Paid to Firm
6. MAX DEVELOPMENT LLC dba three6ixty (continued)	\$569,538	In and Out Burger	\$4,375	United Building Company	\$0
		Investors Management Co	\$0	Urth Caffé	\$0
		Jewish Federation of Greater LA	\$3,719	Viramontes, Enrique	\$0
		Johar Properties LLC	\$0	Welbrook Senior Living	\$9,353
		John Stanley	\$22,469	West Hollywood Community Housing	\$1,003
		Johnson Development Associates	\$13,381	West Modular	\$27,400
		JRMC Real Estate, Inc.	\$0	Woodland Investments	\$0
		Klinedinst PC	\$0	WORKS	\$5,331
		KSLB Holding LLC	\$6,779	Wynkoop Properties LLC	\$6,656
		Lantana Development Company	\$0	Yardsworth, Inc.	\$6,263
		Legacy 21 LLC	\$12,231	Young S Kim	\$22,400
		Linc Housing Corp	\$731	Zephyr Acquisitions	\$0
		Mani Brothers Real Estate Group	\$4,124		
7. Mayer Brown LLP	\$493,833	1601 Venice, LP	\$0	PHR LA Mart LLC	\$4,064
		7577 Foothill, LLC	\$0	PR2020, LLC	\$0
		AG-SCH 8150 Sunset Boulevard Owner, L.P.	\$0	Prologis, Inc.	\$13,368
		AvalonBay Communities, Inc.	\$1,544	Rescore Hollywood LLC	\$0
		Cahuenga Vine Properties II, LLC	\$2,215	Rescore Koreatown, LLC	\$0
		Clark Construction Group - California, LP	\$0	Seward Partners LLC	\$39,121
		Community Builders Group, LLC	\$2,903	Sierra Canyon High School Foundation	\$1,700
		CP LA Cold Storage Land, LLC	\$23,738	SR Partners, LLC	\$0
		Five Points, LP	\$8,150	Summit Media LLC	\$1,877
		Harvard-Westlake School	\$42,143	Sun Hill Properties, Inc.	\$5,279
		Jamison Properties, LP	\$0	The Laurence School	\$0
		LIG - 900, 910 and 926 E. 4th St., 405-411 S. Hewitt St., LLC	\$116,570	The Post Group, Inc.	\$17,659
		Maxxam Enterprises	\$5,076	The Star LLC	\$24,836
		MCAF Vine LLC	\$32,811	Thrifty Oil Company	\$6,128
		Mitsui Fudosan America, Inc.	\$35,669	Watt Investment Partners, LLC	\$32,855
		Noel Chi, L.P.	\$0	West LA Commons, LLC	\$76,130

# TOP 10 HIGHEST PAID LOBBYING FIRMS

Based on Client Payments Reported as Received in Q2-2022

Firm	Total Amount Received	Client	Amount Paid to Firm	Client	Amount Paid to Firm
8. Actum I, LLC	\$482,500	Anacostia Rail Holding Co.	\$24,000	FedEx Corporation	\$25,000
		Bird Rides, Inc.	\$32,000	Gibson, Dunn & Crutcher	\$210,000
		Boys & Girls Club Metro LA	\$5,000	GrubHub	\$0
		CGI Technology Solutions	\$3,000	HMS Host Corporation	\$15,000
		Charter Communications Operating LLC	\$16,000	Planned Parenthood Advocacy Project	\$2,500
		Clear Channel Outdoor, Inc.	\$100,000	SoCalGas - Sempra Energy	\$35,000
		Comcast	\$15,000		
9. M Strategic Communications	\$473,500	ADOBE SYSTEMS	\$30,000	JADE ENTERPRISES, LLC	\$10,000
		AIRBNB	\$30,000	JAMISON PROPERTIES	\$22,500
		ALLVISION	\$20,000	JUUL LABS, INC	\$0
		AMAZON WEB SERVICES	\$11,000	LAFC SPORTS, LLC	\$15,000
		ANAERGIA SERVICES, LLC	\$22,500	LOS ANGELES DODGERS	\$20,000
		CA APARTMENT ASSOCIATION	\$30,000	NETFLIX	\$10,000
		CALIFORNIANS FOR ENERGY INDEPENDENCE	\$0	PASSPORT	\$22,500
		CITY STORAGE SYSTEMS, LLC	\$10,000	PLAINS MARKETING, L.P.	\$10,000
		COHEN GOLDSEIN INVESTMENT (CGI) STRATEGIES	\$20,000	PSA HEALTH, LLC / BLUESTONE	\$0
		DART CONTAINER CORPORATION	\$10,000	SA RECYCLING LLC	\$0
		EDF RENEWABLE ENERGY	\$22,500	TISHMAN SPEYER	\$30,000
		EDISON INTERNATIONAL AND AFFILIATES	\$0	UNIVERSITY OF SOUTHERN CALIFORNIA	\$0
		FISERV	\$2,500	VELLA GROUP	\$30,000
		HNTB CORPORATION	\$5,000	VERIZON	\$30,000
		HUDSON PACIFIC PROPERTIES	\$20,000	WESTFIELD PROMENADE	\$10,000
		IKE Smart City, LLC	\$30,000		
10. Kindel Gagan	\$399,088	ABM	\$19,500	Greater Los Angeles Zoo Association	\$20,000
		Alchemy Media	\$7,500	Hudson Group	\$12,000
		Amazon	\$19,512	Ketter Construction	\$0
		American Chemistry Council	\$16,875	Kilroy Realty Corp	\$450
		AT&T	\$0	L.A. Chrysler, Dodge, Jeep, Ram	\$12,350
		Atlas	\$0	La Cienega Triangle LLC	\$0

## TOP 10 HIGHEST PAID LOBBYING FIRMS

*Based on Client Payments Reported as Received in Q2-2022*

Firm	Total Amount Received	Client	Amount Paid to Firm	Client	Amount Paid to Firm
10. Kindel Gagan (continued)	\$399,088	Aviation Facilities Company Management	\$5,000	Linde	\$15,075
		Bardas Investment Group	\$8,000	London & Gonzalez Advocacy on behalf of the Recording Industry Assoc. of America	\$7,500
		Brandon Steven Motors	\$37,534	Mirman School	\$0
		California Hotel & Lodging Association	\$12,500	Noakes Land Venture, LLC c/o REDA	\$16,018
		California Sign Association	\$1,000	REDA	\$0
		Cannon Building	\$19,856	Reef Technology	\$2,500
		Corvias Group	\$10,000	STV Group Inc.	\$7,500
		DWP Mgmt Employees Assn	\$10,000	Swedish Match North America LLC	\$30,000
		EVgo	\$11,500	Swissport USA, Inc.	\$5,075
		Exelon Generation Company, LLC	\$22,500	Transdev North America, Inc.	\$3,750
		Felix Chevrolet on behalf of The Shammass Group	\$1,804	Troller Mayer Associates, Inc.	\$1,013
		Geosyntec Consultants	\$10,075	United Airlines	\$37,625
		Go Rentals	\$15,077	Unqork, Inc.	\$0
		Greater LA New Car Dealers Assn	\$0		

## TOP 10 HIGHEST PAYING CLIENTS

*Based on Aggregate Client Payments Reported as Made in Q2-2022*

Client	Total Payment Reported	Firm	Payment Received	City Matter	Agencies Lobbied
1. Englander Knabe & Allen	\$412,515				
<i>On behalf of URW Development Services</i>		TChoi and Associates	\$142,843	Permitting and plan check and inspections Permitting and plan check and inspections [N/A]	Building and Safety; Fire (LAFD); Public Works, Sanitation; Public Works, Street Services; Water & Power (DWP)
<i>On behalf of Modern Animal</i>			\$60,821	Permit facilitation with planning for clearance summary sign off for permit [N/A]	Building and Safety
<i>On behalf of Silverstein Properties</i>			\$36,353	Permitting facilitation with LAFD on renovation permits [N/A]	Fire (LAFD); Building and Safety
<i>On behalf of LaTerra Properties</i>			\$18,542	4850 Hollywood Blvd.	Building and Safety; City Council
<i>On behalf of Terrace Restaurant</i>			\$16,878	Permit LAPD Cafe live entertainment permit [N/A]	Police (LAPD)
<i>On behalf of LaTerra Properties</i>			\$16,725	12575 Venice / 12444 Venice	Building and Safety
<i>On behalf of Fairfield Kittridge, LLC</i>			\$15,040	Permit Issue U permit facilitation with LADOT , Public Works [N/A]	Transportation (LADOT, DOT); Public Works, Engineering
<i>On behalf of PSS West</i>			\$13,713	Permitting and plan check Permitting and plan check [N/A]	Fire (LAFD)
<i>On behalf of Gemdale USA</i>			\$13,422	Development	City Council; Building and Safety
<i>On behalf of LaTerra Properties</i>			\$11,455	Due Diligence	City Council
<i>On behalf of LaTerra Properties</i>			\$6,825	1100 W. Temple	City Council
<i>On behalf of LaTerra Properties</i>			\$2,800	4900 Hollywood Blvd.	Building and Safety
<i>On behalf of Laurence School</i>			\$2,647	13639 W Victory Blvd, Valley Glen, CA 91401	Public Works, Sanitation
<i>On behalf of N.N.N. Productions</i>			\$1,875	1509 Mateo St.	Public Works, Engineering
<i>On behalf of Hi Hi Heel Productions</i>			\$0	2001 E. 7th Street	No agencies lobbied
<i>On behalf of their client Deloitte Consulting LLP</i>		Kathy Jones Irish Consulting, LLC	\$14,250	LADWP Consulting and Advisory Services	Water & Power (DWP)
<i>On behalf of Osmose Utilities Services, Inc.</i>			\$9,450	Contract Execution	Water & Power (DWP)

## TOP 10 HIGHEST PAYING CLIENTS

*Based on Aggregate Client Payments Reported as Made in Q2-2022*

Client	Total Payment Reported	Firm	Payment Received	City Matter	Agencies Lobbied
1. Englander Knabe & Allen (continued)	\$412,515				
<i>On behalf of their client Qualtrics Inc.</i>		Kathy Jones Irish Consulting, LLC	\$4,000	Experience Management Software Experience Management Software [N/A]	Water & Power (DWP)
<i>On behalf of their client Enterprise</i>			\$1,500	Fleet Services / EV Fleet Vehicle Fleet Services / EV Fleet Vehicle [N/A]	Water & Power (DWP)
<i>On behalf of their client Third Pulse LLC</i>			\$585	333 S. Boylston St. electrical permit assistance [n/a]	Water & Power (DWP)
<i>On behalf of their client AECOM</i>			\$0	Engineering and Design Services	No agencies lobbied
<i>On behalf of Coca Cola</i>		Dragonfly Public Affairs	\$10,000	Related to the circular economy + plastic Seeking approval for continued use of recycled PET for beverages. [21-0064]	Public Works, Sanitation; City Council
<i>On Behalf of American Wood Council</i>			\$5,000	related to wood construction materials Oppose continued restrictions on safe and effective building materials approved by the State of California for use in new constructions [CF# 19-0603 ]	City Council
<i>Englander Knabe and Allen</i>		Matthew A Goulet	\$7,344	Research and Strategy for Lot Split and SB9 Providing consulting and processing services toward ministerial urban lot split [N/A]	Building and Safety; City Planning
			\$450	Research into various improvements and entitlements Performing research into entitlements necessary to permit various remodel scenarios of US Bank Tower [N/A]	Building and Safety
2. Chick-Fil-A	\$358,199	TChoi and Associates	\$196,200	Outreach, Entitlement Strategy	City Council; City Planning
			\$42,600	Permitting Permitting and entitlements [N/A]	City Council; Public Works, Engineering; Transportation (LADOT, DOT)
			\$19,698	17660 Ventura Blvd	Transportation (LADOT, DOT); City Council

## TOP 10 HIGHEST PAYING CLIENTS

*Based on Aggregate Client Payments Reported as Made in Q2-2022*

Client	Total Payment Reported	Firm	Payment Received	City Matter	Agencies Lobbied
2. Chick-Fil-A (continued)	\$358,199	TChoi and Associates	\$19,300	Entitlement and permitting Facilitation with Planning and City Council	City Council
			\$14,500	entitlements and permitting entitlement approval for restaurant [N/A]	City Council
			\$11,600	20101 Ventura Blvd	City Council; Public Works, Engineering; Transportation (LADOT, DOT)
			\$11,351	Permitting Public works permits for water testing in street [N/A]	City Council
			\$7,400	Entitlements and permitting Zoning approval for restaurant [N/A]	City Council
			\$3,000	Permittng issue Permitting and approvals [ N/A]	Public Works, Engineering
			\$2,100	LADWP Permitting LADWP Permitting [N/A]	Water & Power (DWP)
		Pacific Crest Consultants	\$12,150	Commercial Property/5043 Van Nuys/Hesby [N/A]	City Planning
			\$4,650	Commercial Property/2925 Los Feliz [N/A]	City Planning
			\$3,625	Commercial Property/2913 Broadway [N/A]	City Planning
			\$3,500	Commercial Property/9048 Balboa [N/A]	City Planning
			\$3,275	Commercial Property/5440 Century [N/A]	City Planning
			\$3,250	Commercial Property [Plan for approval for existing quick serve restaurant]	City Planning
			\$0	Commercial property [N/A]	No agencies lobbied
			\$0	Commercial Property/Eagle Rock [N/A]	No agencies lobbied
3. Gibson Dunn & Crutcher	\$210,000	Actum I, LLC	\$210,000	Petroleum administration	Mayor

## TOP 10 HIGHEST PAYING CLIENTS

*Based on Aggregate Client Payments Reported as Made in Q2-2022*

Client	Total Payment Reported	Firm	Payment Received	City Matter	Agencies Lobbied
4. Holland Partner Group	\$205,714	Sheppard, Mullin, Richter & Hampton LLP	\$133,371	3rd and Fairfax Entitlements for mixed-use residential and commercial development	Transportation (LADOT, DOT); City Council; City Planning
		Eric Shabsis Public Affairs	\$30,075	Town & Country Center Entitlement Re-entitlement of the Town & Country Shopping Center to include a residential mixed use development project	Mayor; Neighborhood Councils; City Council; City Planning
		Loeb & Loeb LLP	\$16,058	1911 Sunset	City Attorney; City Council; City Planning
		Craig Lawson & Co., LLC	\$13,171	Mixed Use Project	City Planning; Neighborhood Councils; Building and Safety; City Council
		Irvine and Associates, Inc.	\$8,706	New Mixed-Use Development Proposed new mixed-use residential and commercial development [CPC-2020-3140-CU-MCUP-DB-SPR-HCA]	City Council; City Planning
			\$4,333	Research Land use research and coordinate city department meetings for a potential new project. [N/A]	No agencies lobbied
			\$0	Mixed Use Development Entitlements for a new mixed-use residential and commercial development [ZA-2020-2595-ZAD-SPR-HCA]	No agencies lobbied
		Strategies 360	\$0	Land Use, Development, HCD Projects & Policies	No agencies lobbied
5. URW Development Services	\$191,525	Englander Knabe and Allen	\$191,525	Sears Redevelopment/6600 Topanga Canyon, Canoga Park CA 91303 Redevelopment of property [n/a]	No agencies lobbied
6. Angels Landing Partners, LLC (formerly The Peebles Corporation)	\$181,487	Sheppard, Mullin, Richter & Hampton LLP	\$100,487	Angels Landing Redevelopment of Angels Landing in DTLA by applicant, Angels Landing Partners LLC	City Planning; Chief Legislative Analyst (CLA); Building and Safety; City Council; Mayor



## TOP 10 HIGHEST PAYING CLIENTS

*Based on Aggregate Client Payments Reported as Made in Q2-2022*

Client	Total Payment Reported	Firm	Payment Received	City Matter	Agencies Lobbied
6. Angels Landing Partners, LLC (formerly The Peebles Corporation) (continued)	\$181,487	The Rynders Corporation	\$60,000	Angels Landing Development Project Angels Landing mixed-use development project. [ZA-2018-3271-MCUP-CUX-SPPA-SPP]	Chief Legislative Analyst (CLA); City Council; City Attorney; Mayor; City Administrative Officer (CAO); Economic and Workforce Development Dept (EWDD); City Planning
		LG Strategies	\$21,000	Angels Landing development project, DTLA.	Mayor; City Council; Chief Legislative Analyst (CLA); City Administrative Officer (CAO); Economic and Workforce Development Dept (EWDD); City Planning
7. Clear Channel Outdoor	\$161,030	Actum I, LLC	\$100,000	Issue related to digital boards	Mayor; City Council
		Kirra, LLC	\$45,000	Outdoor Advertising	City Planning; Mayor; City Council
		Afriat Consulting Group Inc	\$9,030	Assist with securing permits and other issues regarding outdoor advertising	City Council; City Clerk
		David Gershwin Consulting	\$7,000	Outdoor Advertising Issues [FILE11-1705]	Neighborhood Councils
		Latham & Watkins LLP	\$0	Assist client in connection with outdoor advertising issues.	No agencies lobbied
8. CREED LA	\$158,724	Adams Broadwell Joseph & Cardozo, A Professional Corporation	\$35,271	Rendon Hotel Project Rendon, LLC proposes to construct a one-story addition to an existing three-story hotel bldg and new construction, use, and maintenance of an attached 15-story hotel bldg with 103 guest rooms with approx. 15,907 sq ft of commercial space comprised of art gallery, café, restaurant and bar uses.[APN 5164-019- 018]*	
			\$26,111	6445 Sunset Boulevard Project NELA Development LLC proposes demolition of existing retail uses and construction of a new hotel containing 175 rooms and 11,400 square feet of restaurant/bar/lounge area at various locations. [ENV-2020-5408-ND; CPC-2020-5407-VZC-HD-CUB-ZAA-RDP-SPR]*	

## TOP 10 HIGHEST PAYING CLIENTS

*Based on Aggregate Client Payments Reported as Made in Q2-2022*

Client	Total Payment Reported	Firm	Payment Received	City Matter	Agencies Lobbied
8. CREED LA (continued)	\$158,724	Adams Broadwell Joseph & Cardozo, A Professional Corporation	\$17,103	8th and Alameda Studios Project Alameda & 8th Owner, LLC proposes to renovate the existing 558,918 sf Los Angeles Times Olympic Printing Plant (Plant or Building 1) and a 23,005 sf vehicular maintenance building (maintenance building or Building 2), and to construct approximately 249,790 sf of space for new studio uses, support/office uses, a shops/office building, and three guard booths. [ENV-2021-4260-MND, CPC-2021-4259-CU-CUB-SPR, VTT-83418]*	
			\$15,304	Our Lady of Mt. Lebanon Project The Project includes the following components: (1) the development of a 19-story, multi-family residential building with 153 residential units (including 17 very low-income units); (2) the deconstruction, off-site storage, reassembly, rehabilitation and limited alteration of the existing cathedral of Our Lady of Mt. Lebanon-St. Peter Maronite Catholic Cathedral; and (3) the removal of three existing ancillary church buildings. [ENV-2019-1857-EIR, SCH No. 2019080173]*	
			\$11,080	3401 South La Cienega Boulevard Mixed-Use Project La Cienega Owner, LLC proposes to construct a new 460,824 sf mixed-use residential and commercial development. The approximately 230,412 sf, 13-story Residential Building would contain 260 residential units for rent; 22 units would be reserved for "very low income" households and 7 units would be reserved for workforce housing. [ENV-2021-6879-SCEA, CPC-2021-6877-DB-SPR-CUB, VTT-83550-CN]*	

## TOP 10 HIGHEST PAYING CLIENTS

*Based on Aggregate Client Payments Reported as Made in Q2-2022*

Client	Total Payment Reported	Firm	Payment Received	City Matter	Agencies Lobbied
8. CREED LA (continued)	\$158,724	Adams Broadwell Joseph & Cardozo, A Professional Corporation	\$8,634	656 South San Vicente Medical Office Project The Project would demolish a 5,738 sq. ft., vacant educational bldg., and an 8,225 sq. ft.-foot Big 5 Sporting Goods store and associated surface parking to develop a medical office and retail-commercial development on an approximately 0.76-acre (33,060 gross sq. ft., 32,290 net sq. ft.) site. [ENV-2017-468-EIR]*	
			\$7,564	655 Mesquit Street Project 655 Mesquit, LLC proposes to redevelop a surface parking lot on the existing 640 S. Santa Fe Avenue site into a 14-story commercial building with approx. 188,954 sq. ft. of floor area comprised of 184,629 sq. ft. of office uses and approx 4,325 sq. ft. of ground floor commercial uses. [ENV-2020-6829-EAF]*	
			\$6,835	2233-2251 East Jesse Street Project Jesse Street LA Owner LLC proposes conversion and addition to an approx. 146,678 square foot cold-storage warehouse facility to a media and production studio totaling approx. 236,991 square-feet. [DIR-2021-4708-SPR; ENV-2020-4709-CE]*	
			\$6,740	8th Grand and Hope Project (Mitsui Fudosan America) Mitsui Fudosan America proposes to construct a 50-story mixed-use development comprised of 580 residential units and up to 7,499 square feet of ground floor commercial/retail/restaurant space on a 34,679-square-foot site. [ENV-2017-506-EIR, ZA-2021-7053-ZAI, CPC-2017-505-TDR-ZV-SPPA-DD-SPR]*	

## TOP 10 HIGHEST PAYING CLIENTS

*Based on Aggregate Client Payments Reported as Made in Q2-2022*

Client	Total Payment Reported	Firm	Payment Received	City Matter	Agencies Lobbied
8. CREED LA (continued)	\$158,724	Adams Broadwell Joseph & Cardozo, A Professional Corporation	\$2,045	1715 N. Bronson Ave Project 1717 Bronson LLC proposes to construct a 24-story, 128 dwelling unit residential building with 134 parking spaces. The existing structures are to remain. The Project would be located at 1715 N. Bronson Avenue, Los Angeles, CA 90028. [ENV-2021-6887-CE; VTT-83510-CN-HCA; CPC-2021-6886-DB-SPR-WDI-HCA]*	
			\$842	676 Mateo Street Project District Centre, LP, & District Centre-GPA, LP propose demolition of existing warehouse and surface parking lot, and construction of an up to 197,355-square-foot mixed-use building including up to 185 live/work units, approxim. 15,320 sq. feet of open space for residents, up to 23,380 sq. feet of art-production and commercial space, and associated parking facilities. [ENV-2016-3691-EIR]*	
			\$336	The Morrison Project Morrison Hotel, LLC and Morrison Residential, LLC proposes the demolition of approx. 32,550 sq. ft. of commercial industrial buildings, the adaptive reuse of an existing 46,626 sq. ft., single-resident occupancy (SRO) hotel ("Phase I Existing"), the expansion of the existing hotel with the new construction of an approximately 102,706 sq. ft. hotel ("Phase I Expansion"), and the new construction of an approximately 273,106 sq. ft., mixed-use hotel and residential building ("Phase II Hotel and Residential Tower"). [ENV-2018-2294-EIR, VTT-82183, ZA-2018-2293-MCUP-CUX-ZV-DD-SPR ]*	

## TOP 10 HIGHEST PAYING CLIENTS

*Based on Aggregate Client Payments Reported as Made in Q2-2022*

Client	Total Payment Reported	Firm	Payment Received	City Matter	Agencies Lobbied
8. CREED LA (continued)	\$158,724	Adams Broadwell Joseph & Cardozo, A Professional Corporation	\$210	670 Mesquit Project RCS VE, LLC proposes to construct a 1,792,103 sq. ft. mixed-use development. The Project would include 994,055 sq. ft. of creative office space; a 236-room hotel; 208 multi-family residential housing units; an Arts District Central Market (food hall); a grocery store; 136,152 sq. ft. of retail space; 89,577 sq. ft. of restaurant space; 93,617 sq. ft. of museum space; and a 62,148 sq. ft. gym. [ENV-2017-249-EIR; SCH #: 2017041071]*	
			\$205	5420 Sunset Project 5420 Sunset Boulevard LP, LLC proposes to develop a 882,250 sq. ft. mixed-use project on a 6.75-acre (294,082 sq. ft.) site. The Project would consist of 735 multi-family residential units and up to 95,000 sq. ft. of commercial uses, including market/retail and restaurant uses. [ENV-2017-1084-EIR]*	
			\$195	HPMC Building Project (CHA Health Systems, Inc.) HPMC Building Project (Case No. APCC-2020-1764-SPESPP-SPR, Environmental Case No. ENV-2015-310-MND-REC1) ("Revised Project"), proposed by CHA Health Systems, Inc. ("Applicant"). The Revised Project includes revisions to the previously approved Virgil Avenue Parking Structure Project (Case No. DIR-2015-309-SPPA-SPP, Environmental Case No. ENV-2015-310-MND) ("Approved Project"). [ENV-2015-310-MND-REC1]*	

## TOP 10 HIGHEST PAYING CLIENTS

*Based on Aggregate Client Payments Reported as Made in Q2-2022*

Client	Total Payment Reported	Firm	Payment Received	City Matter	Agencies Lobbied
8. CREED LA (continued)	\$158,724	Adams Broadwell Joseph & Cardozo, A Professional Corporation	\$145	1111 South Hill Street Project Project located at 1101–1115 South Hill Street and 206–210 West 11th Street, Los Angeles, CA. The Project proposes to remove the existing vacant warehouse on the project site and one non-protected street tree on the South Hill Street sidewalk and construct a 40-story mixed-use building with up to 319 multi-family residential condominium units, up to 160 Transient Occupancy Residential Structure ("TORS") units and up to 3,429 square feet (sf) of ground floor commercial uses. [ENV-2018-2857-SCEA, VTT-82178, CPC-2018-2853-TDR-MCUP-CU-DD-SPR]*	
			\$105	121 West 3rd St. Project (Relevant Living, LLC) Relevant Living, LLC proposes to demolish existing surface parking lot and construct new mixed-use building containing 331 residential dwelling units, 37 of which (11 percent) would be restricted to Very-Low Income Households, and approxim. 6,350 square feet of ground-floor commercial uses. [ENV-2021-3039-EAF]*	
			\$0	350 South Figueroa Project 350 South Figueroa Project LLC proposes to demolish an approximate 29,500 square feet portion of an existing building and commercial structure and construction of a new 41 story residential building integrated in the existing structure. [ENV-2018-2700-FCEA, DIR-2018-2699-SPP]*	

## TOP 10 HIGHEST PAYING CLIENTS

*Based on Aggregate Client Payments Reported as Made in Q2-2022*

Client	Total Payment Reported	Firm	Payment Received	City Matter	Agencies Lobbied
8. CREED LA (continued)	\$158,724	Adams Broadwell Joseph & Cardozo, A Professional Corporation	\$0	4th and Spring Hotel Project The 4th and Spring Hotel Project (ENV-2017-1874-MND; ZA-2017-1873-ZAI-SPR), proposed by OSIB LA Downtown Properties, LLC, includes the construction of an 11-story hotel building with 315 guest rooms, ancillary guest uses, and up to 2,000 square feet of public meeting room space. [ENV-2017-1874-MND, ZA-2017-1873-ZAI-SPR]*	
			\$0	5860 West Jefferson Project 5850 West Jefferson, LLC, is proposing to redevelop a portion of the Project Site by replacing the existing surface parking area with an approxim. 344,947 sq ft office bldg that is approxim. 320 ft (22 stories) in height. [ENV-2008-478-EIR]*	
			\$0	Cedars -Sinai Seismic Upgrade Wing and Development Project The Project proposes to build a new 203-bed, 405,000-square-foot seismic upgrade hospital wing adjacent to the Professional and North Patient Towers and the Saperstein Critical Care Tower. [ENV-2021-3513-CE and CPC-2021-3512-VZC-VCU]*	
			\$0	DOCS Surgical Hospital Project SV Holdings, LLC proposes to develop a five-story, 48,027 square-foot hospital specializing in orthopedic and spinal-related surgical procedures and treatment. [APN: 5086-013-014, 5086-013-015, 5086-013-016, and 5086-013-017 ]*	
			\$0	Topaz Project (222 West Sixth Street LLC) Harbor Associates (d.b.a. 222 West Sixth Street LLC) proposes to convert an existing 12-story, 167-foot tall office building into a residential building ("Building 2") comprised of 228 residential dwelling units. [DIR-2019-7740-SPR; ENV-2019-7741-CE]*	

## TOP 10 HIGHEST PAYING CLIENTS

*Based on Aggregate Client Payments Reported as Made in Q2-2022*

Client	Total Payment Reported	Firm	Payment Received	City Matter	Agencies Lobbied
8. CREED LA (continued)	\$158,724	M Advisors LLC	\$20,000	DEVELOPMENT POLICIES AND PROJECTS IN LOS ANGELES	Transportation (LADOT, DOT); Board of Public Works; City Planning; City Council; Mayor
9. LIG – 900, 910 and 926 E. 4th St., 405-411 S. Hewitt St., LLC	\$116,570	Mayer Brown LLP	\$116,570	Assist client with City entitlements. [N/A]	City Council; Building and Safety; City Planning; Board of Public Works; Public Works, Contract Administration; Public Works, Engineering; Public Works, Sanitation; Public Works, Street Lighting; Public Works, Street Services
10. Outfront Decaux Street Furniture	\$105,199	Greenberg Traurig LLP	\$45,199	STAP Contract N/A [N/A]	City Attorney; Board of Public Works
		Kirra, LLC	\$30,000	Outdoor Advertising	Public Works, Street Services; City Council; Mayor
		Sunkin Group, LLC	\$30,000	Street Furniture Issues	Public Works, Street Services; City Administrative Officer (CAO); Chief Legislative Analyst (CLA); City Council

*\*This description has been truncated for formatting purposes. More information about this matter is available at [ethics.lacity.org/view/?document\\_id=96014](https://ethics.lacity.org/view/?document_id=96014).*