
Item 11

Information

Quarterly Lobbying Summary

Executive Summary: This item presents a summary of activities reported to the Ethics Commission by lobbying entities for the first quarter of 2022.

Recommended Action: This item is for informational purposes only.

Authors: David Tristan, Executive Director
Heather Holt, Deputy Executive Director
Ayojide Hospidales, Lobbying Program Analyst

Presenter: Kiyana Asemanfar, Lobbying Program Manager

Lobbying Summary: 1st Quarter 2022

A. Introduction

The Municipal Lobbying Ordinance (MLO) regulates persons who receive compensation to lobby City agencies. Los Angeles Municipal Code (LAMC) §§ 48.01, *et seq.* When lobbyists, lobbying firms, and lobbyist employers meet certain qualification thresholds, they are required to register with the Ethics Commission and file quarterly disclosure reports about their activities. This item summarizes information disclosed for the first quarter of 2022.

The payments and activities indicated in this report may change if filers submit amendments to their quarterly reports. The most recent figures may be accessed online. Registration statements and quarterly reports can be found on the Public Data Portal at ethics.lacity.org/data/lobbying/registrations. The Lobbying Dashboard also provides an interactive historical summary of lobbying data and is available at ethics.lacity.org/lobbying/lobbying-dashboard.

B. 1st Quarter Lobbying Entities

The lobbying entities in the table below were required to file disclosure reports for the first quarter of 2022 by May 2, 2022. Of all 720 required disclosure reports, 98 percent were filed on time. Late fees totaling \$875 were assessed for reports filed after the deadline.

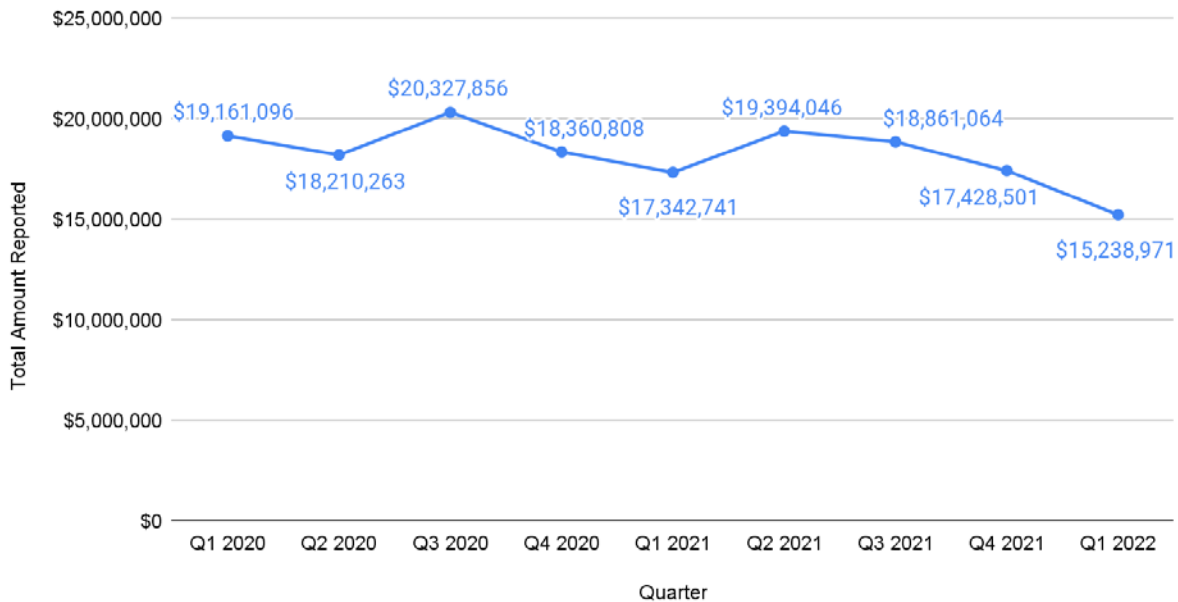
	Lobbyists	Clients	Lobbying Firms	Lobbyist Employers
Q1 2022 Total	527	1,674	103	90

C. Highest Paid Lobbying Firms

For the first quarter of 2022, lobbying firms reported total payments from clients in the amount of \$15,238,971. This marks a 13-percent decrease in total payments compared to the previous quarter. The graph at the top of the next page shows the total payments from clients reported over the past two years.

Lobbying Payments from Clients to Firms

Q1 2020 to Q1 2022



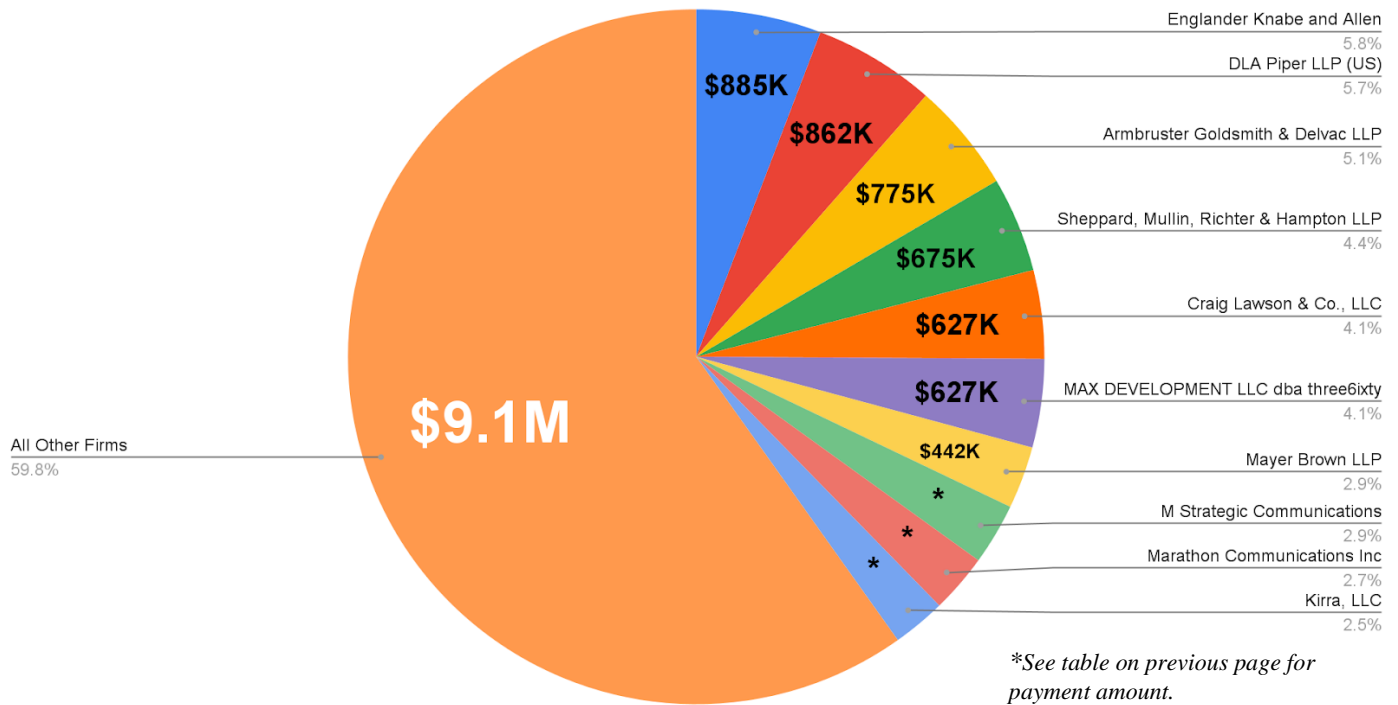
The ten lobbying firms that reported the highest total client payments for the first quarter of 2022 are identified in the table below and the pie chart on the next page. Together, these firms reported receiving a total of \$6,121,847, which represents 41 percent of all reported payments. For comparison, the table also indicates the payments received by these same firms in the previous quarter and in the same quarter last year, as well as the total amounts paid to the top ten firms of those quarters. More details regarding the ten highest paid lobbying firms are provided in Attachment A.

Highest Paid Lobbying Firms

Based on client payments reported as received in Q1 2022.

Rank	Lobbying Firm	Q1 2022 Payments	Q4 2021 Payments (& Rank)	Q1 2021 Payments (& Rank)
1	Englander Knabe and Allen	\$885,185	\$1,025,878 (2)	\$740,702 (5)
2	DLA Piper LLP (US)	\$862,047	\$932,333 (3)	\$1,161,442 (1)
3	Armbruster Goldsmith & Delvac LLP	\$775,292	\$804,346 (4)	\$855,148 (4)
4	Sheppard, Mullin, Richter & Hampton LLP	\$674,593	\$1,166,932 (1)	\$966,841 (3)
5	Craig Lawson & Co., LLC	\$627,359	\$692,696 (5)	\$653,645 (6)
6	MAX DEVELOPMENT LLC dba three6ixty	\$626,774	\$675,316 (6)	\$526,954 (8)
7	Mayer Brown LLP	\$441,648	\$410,727 (9)	\$325,417 (16)
8	M Strategic Communications	\$435,000	\$577,000 (7)	\$385,000 (13)
9	Marathon Communications Inc.	\$417,449	\$263,702 (17)	\$343,501 (14)
10	Kirra, LLC	\$376,500	\$366,500 (11)	\$279,000 (18)
Total Top 10 Firms		\$6,121,847	\$7,223,922	\$7,514,736
Total Other Firms		\$9,117,124	\$10,204,579	\$9,828,005
Total All Firms		\$15,238,971	\$17,428,501	\$17,342,741

Q1 2022 Overview: Payments to Lobbying Firms



D. Highest Paying Clients

In the first quarter of 2022, there were 1,674 registered lobbying clients. Lobbying firms are required to disclose the payments they receive from each client for their representation on City matters. The table at the top of the next page indicates the ten lobbying clients that made the highest payments to lobbying firms in the first quarter of 2022.

Combined, the payments made by these clients totaled \$1,765,841, or approximately 12 percent of the total \$15,238,971 payments reported by lobbying firms. For comparison, the table at the top of the next page also indicates the payments made by these top ten clients in the previous quarter of 2021 and the same quarter last year, as well as the total amounts paid by the top ten clients of those quarters. Clients that were not among the top ten clients for the relevant reporting period have a rank indicated as “n/a”. More details regarding the ten highest paying clients are provided in Attachment B.

Highest Paying Clients

Based on aggregate client payments reported for Q1 2022.

Rank	Client	Q1 2022 Payments	Q4 2021 Payments (& Rank)	Q1 2021 Payments (& Rank)
1	Palisades Capital Partners	\$219,954	\$79,788 (n/a)	\$231,346 (6)
2	Englander Knabe and Allen*	\$201,599	\$219,077 (4)	\$296,184 (3)
3	Chick-Fil-A	\$200,356	\$124,539 (n/a)	\$346,594 (2)
4	BARDAS Investment Group	\$194,985	\$131,261 (n/a)	\$144,744 (n/a)
5	Angels Landing Partners LLC (formerly The Peebles Corporation)	\$189,904	\$279,754 (1)	\$974 (n/a)
6	Brookfield Properties Development	\$188,081	\$83,997 (n/a)	\$89,947 (n/a)
7	Our Lady of Mount Lebanon	\$161,690	\$48,973 (n/a)	\$45,046 (n/a)
8	Champion Real Estate Company	\$138,868	\$163,975 (9)	\$225,892 (7)
9	Atlas Capital Group	\$135,479	\$111,021 (n/a)	\$65,696 (n/a)
10	Manatt Phelps & Phillips, LLP on behalf of Mt. St. Mary's University**	\$134,925	\$74,655 (n/a)	n/a
Total Top 10 Clients		\$1,765,841	\$2,131,203	\$2,964,230
Total Other Clients		\$13,473,130	\$15,297,298	\$14,378,511
Total All Clients		\$15,238,971	\$17,428,501	\$17,342,741

* This client made payments to lobbying firms on behalf of other clients, and those payments were aggregated to calculate the payment amounts.

** This client was not registered as a client in Q1 2021.

E. Fundraising and Contributions

1. 1st Quarter 2022 Fundraising

Lobbying entities reported fundraising activity for City officeholders and candidates totaling \$131,881 in the first quarter of 2022. Fundraising includes activities such as soliciting a contribution and hosting a fundraising event. Reported fundraising activity is highlighted in the next table. When similar amounts are reported by different entities for the same candidate or officeholder, the entities may have served as co-hosts for the same fundraising event or the fundraising may have been reported by both a lobbyist and that lobbyist's firm or employer.

FUNDRAISING Q1 2022				
Total	Name	Type of Entity	Recipient	Amount
1. \$18,700	Mayer Brown LLP	Firm	Monica Rodriguez for City Council 2022	\$18,700
2. \$18,700	Edgar Khalatian, Mayer Brown LLP	Lobbyist	Monica Rodriguez for City Council 2022	\$18,700
3. \$18,400	Afriat Consulting Group Inc	Firm	Greg Good for City Council 2022	\$8,100
			Kevin James for City Attorney 2022	\$3,000
			Monica Rodriguez for City Council 2022	\$1,600
			Tim McOskey for City Council 2022	\$1,600
			Paul Koretz for Controller 2022	\$1,500
			Cedillo for City Council 2022	\$1,000
			Bob Blumenfeld for City Council 2022	\$800
			Mitch O'Farrell for City Council 2022	\$800

FUNDRAISING Q1 2022 (cont'd)				
Total	Name	Type of Entity	Recipient	Amount
4. \$15,867	Leon & Walsh Public Affairs	Firm	Mitch O'Farrell for City Council 2022	\$5,714
			Cedillo for City Council 2022	\$5,300
			Greg Good for City Council 2022	\$4,853
5. \$14,614	Veronica Perez & Associates	Firm	Greg Good for City Council 2022	\$6,500
			Mitch O'Farrell for City Council 2022	\$5,714
			Curren Price, Jr. for City Council 2022	\$1,600
			Monica Rodriguez for City Council 2022	\$800
6. \$9,650	Englander Knabe and Allen	Firm	Greg Good for City Council 2022	\$5,250
			Curren Price, Jr. for City Council 2022	\$2,400
			Paul Koretz for Controller 2022	\$2,000
7. \$6,500	Courtney Chesla Torres	Firm*	Greg Good for City Council 2022	\$6,500
8. \$6,500	Kindel Gagan	Firm	Greg Good for City Council 2022	\$6,500
9. \$6,500	Ronald Stone, Strategic Government Affairs	Lobbyist	Greg Good for City Council 2022	\$6,500
10. \$6,000	TChoi and Associates	Firm*	Paul Koretz for Controller 2022	\$4,500
			Kevin James for City Attorney 2022	\$1,500
11. \$3,650	Jeffrey McConnell, Englander Knabe and Allen	Lobbyist	Greg Good for City Council 2022	\$2,850
			Curren Price, Jr. for City Council 2022	\$800
12. \$1,800	Alex Cherin, Englander Knabe and Allen	Lobbyist	Paul Koretz for Controller 2022	\$1,000
			Curren Price, Jr. for City Council 2022	\$800
13. \$1,800	Marcus Allen, Englander Knabe and Allen	Lobbyist	Paul Koretz for Controller 2022	\$1,000
			Greg Good for City Council 2022	\$800
14. \$1,600	Eric Rose, Englander Knabe and Allen	Lobbyist	Curren Price, Jr. for City Council 2022	\$800
			Greg Good for City Council 2022	\$800
15. \$800	David Herbst, Vectis Strategies, LLC	Lobbyist	Tim McOsker for City Council 2022	\$800
16. \$800	Kellie Hawkins, Englander Knabe and Allen	Lobbyist	Greg Good for City Council 2022	\$800

*Sole Proprietor

2. 1st Quarter 2022 Contributions

Lobbying entities must also disclose when they make, deliver, or act as an intermediary for a contribution to a City officeholder or candidate. Lobbying entities reported making a total of \$6,500 in contributions in the first quarter of 2022, as outlined in the following table. Negative amounts may indicate contributions that were returned by the candidate or committee.

MADE CONTRIBUTIONS Q1 2022				
Total	Name	Type of Entity	Recipient	Amount
1. \$3,200	California Apartment Association Los Angeles	Employer	Bob Blumenfeld for City Council 2022	\$800
			Cedillo for City Council 2022	\$800
			Mitch O'Farrell for City Council 2022	\$800
			Tim McOsker for City Council 2022	\$800
2. \$1,600	UNITE HERE Local 11	Employer	Katy Young Yaroslavsky for City Council 2022	\$800
			Mike Bonin for City Council 2022	\$800

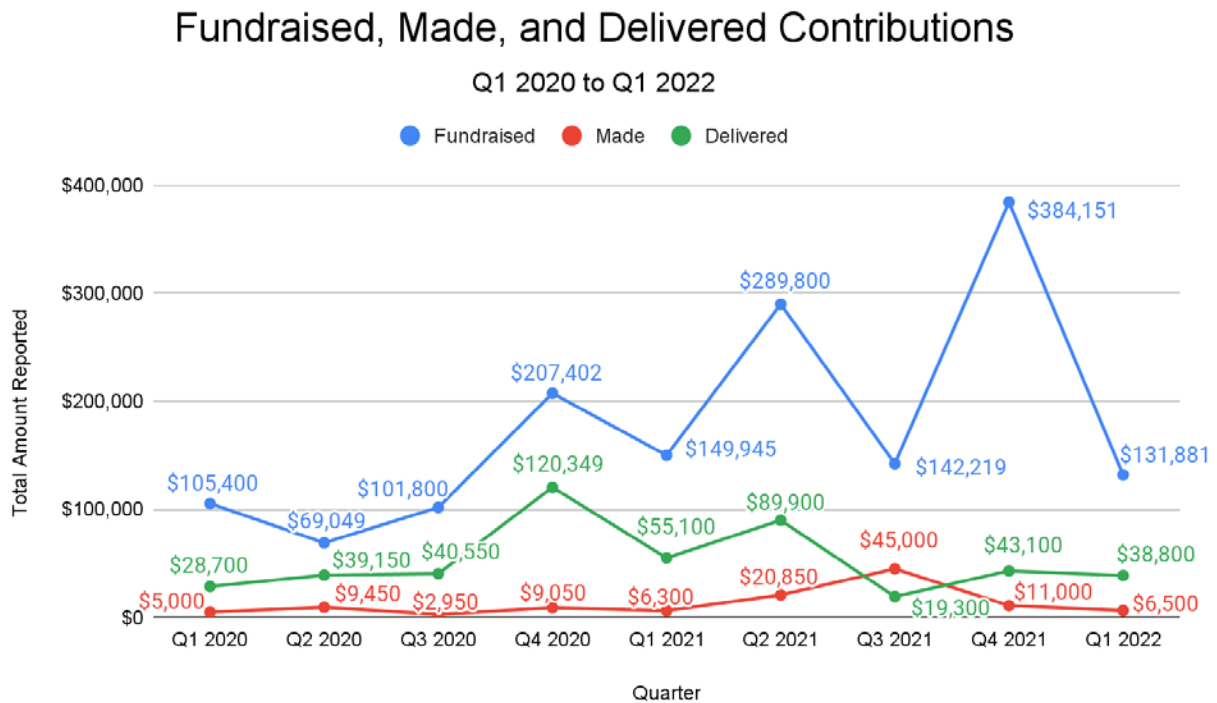
MADE CONTRIBUTIONS Q1 2022 (cont'd)				
Total	Name	Type of Entity	Recipient	Amount
3. \$800	Laborers Local 300	Employer	Greg Good for City Council 2022	\$800
4. \$800	Southwest Regional Council of Carpenters	Employer	Greg Good for City Council 2022	\$800
			Katy Young Yaroslavsky for City Council 2022	\$800
			Mark Ridley-Thomas for City Council 2020 Officeholder	(\$800)
5. \$100*	Martha Arguello, Physicians for Social Responsibility-Los Angeles	Lobbyist	Karen Bass for Mayor 2022	\$100

**This contribution was refunded after Q1 2022.*

As detailed in the next table, lobbying entities also reported delivering to City officeholders and candidates \$38,800 in contributions from third parties during the first quarter of 2022. When similar amounts are reported by different entities for the same committee, the delivery may have been reported by both a lobbyist and that lobbyist's firm or employer.

DELIVERED CONTRIBUTIONS Q1 2022				
Total	Name	Type of Entity	Recipient	Amount
1. \$9,500	Arnie Berghoff & Associates	Firm	Karen Bass for Mayor 2022	\$9,500
2. \$8,400	Englander Knabe and Allen	Firm	Greg Good for City Council 2022	\$4,000
			Curren Price, Jr. for City Council 2022	\$2,400
			Paul Koretz for Controller 2022	\$2,000
3. \$5,900	Kindel Gagan	Firm	Karen Bass for Mayor 2022	\$3,500
			Greg Good for City Council 2022	\$2,400
4. \$3,800	Central City Association of Los Angeles	Employer	Buscaino for Mayor 2022	\$1,500
			Kevin de Leon for Mayor 2022	\$1,500
			Curren Price, Jr. for City Council 2022	\$800
5. \$2,800	Afriat Consulting Group Inc	Firm	Kevin James for City Attorney 2022	\$1,000
			Curren Price, Jr. for City Council 2022	\$800
			Monica Rodriguez for City Council 2022	\$800
			Cedillo for City Council 2022	\$200
6. \$2,400	Jeffrey McConnell, Englander Knabe and Allen	Lobbyist	Greg Good for City Council 2022	\$1,600
			Curren Price, Jr. for City Council 2022	\$800
7. \$1,800	Alex Cherin, Englander Knabe and Allen	Lobbyist	Paul Koretz for Controller 2022	\$1,000
			Curren Price, Jr. for City Council 2022	\$800
8. \$1,800	Marcus Allen, Englander Knabe and Allen	Lobbyist	Paul Koretz for Controller 2022	\$1,000
			Greg Good for City Council 2022	\$800
9. \$1,600	Eric Rose, Englander Knabe and Allen	Lobbyist	Curren Price, Jr. for City Council 2022	\$800
			Greg Good for City Council 2022	\$800
10. \$800	Kellie Hawkins, Englander Knabe and Allen	Lobbyist	Greg Good for City Council 2022	\$800

The following graph provides a visual overview of fundraising and contribution activity over the last two years.



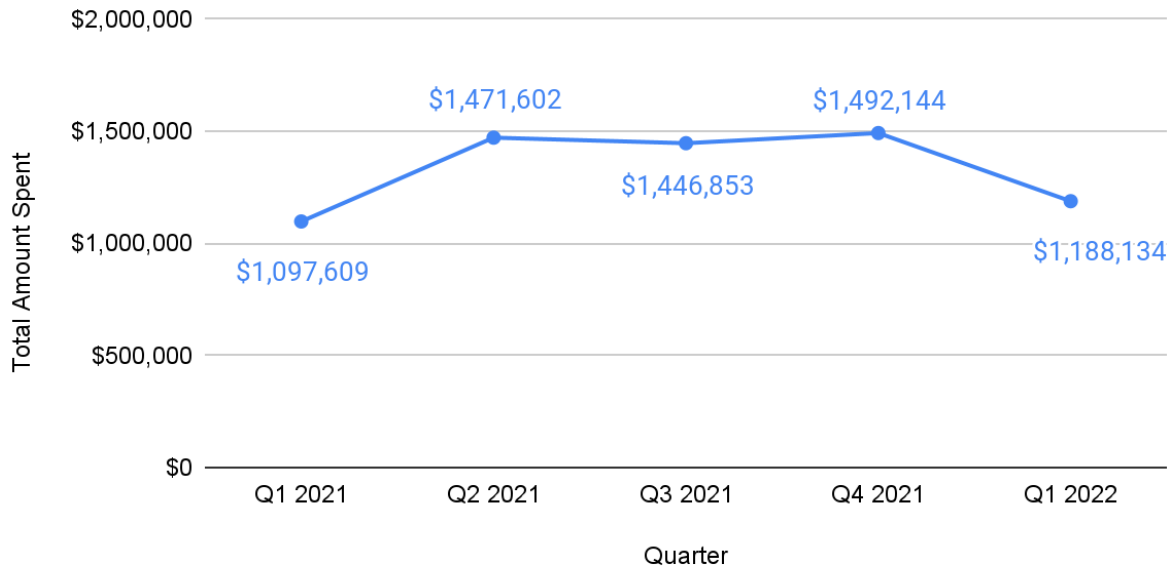
F. Other Expenditures

Lobbying firms and lobbyist employers are required to report expenses that they would not have incurred but for their attempts to influence City matters. These expenditures may be related to community outreach efforts, advertising, consulting fees, and lobbying. They do not include payments made to lobbyists or non-lobbyist employees. These expenditures may include payments made to other lobbying firms, which may also be reported by those lobbying firms as payments from their clients.

A total of \$1,188,134 in “other” expenditures was reported for the first quarter of 2022. Of these reported expenditures, 78 percent were itemized (because they were valued at \$5,000 or more) and 22 percent were not. The other expenditures reported in the first quarter of 2022 mark a 20-percent decrease from last quarter. The graph on the next page shows other expenditures reported by lobbying firms and employers over the last year.

Other Expenditures

Q1 2021 to Q1 2022

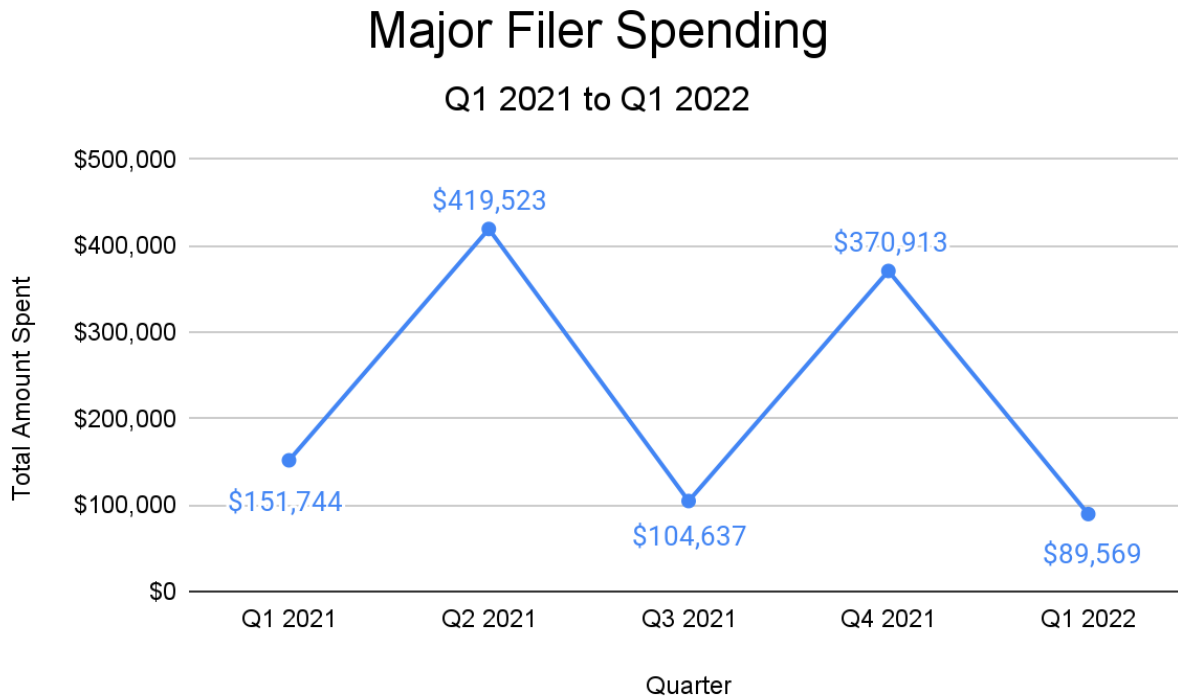


G. Major Filers

A major filer is an entity or individual who makes or incurs expenses totaling \$5,000 or more in a calendar quarter to influence one or more City matters but does not qualify as a lobbying entity. As detailed in the table below, four major filers reported spending a total of \$89,569 in the first quarter of 2022. This is a decrease of 76 percent from the major filer spending reported last quarter.

MAJOR FILER ACTIVITY Q1 2022			
Total Spent	Major Filer	City Matter	Amount
1. \$40,000	Outfront Decaux Street Furniture, LLC	Sidewalk and Transit Amenities Program (STAP) (20-1536)	\$40,000
2. \$35,030	Rodd Granger/Professional Bull Riders, LLC	Draft ordinance that would prohibit electric prods or shocking devices, flank or bucking straps, wire tiedowns, sharpened or fixed spurs or rowels, and lassos or lariats at all rodeo or rodeo-related events in the City of Los Angeles. (CF 20-1575 Rodeo Events/City of Los Angeles)	\$35,030
3. \$8,597	Ad Zero	Sign Ordinance Revisions (11-1705)	\$8,597
4. \$5,942	Maya Golden-Krasner/Center for Biological Diversity	Oil and gas zoning code proposed changes (17-0447)	\$5,942

The graph below shows major filer spending over the last year.



H. Looking Ahead

The deadline for filing quarterly reports regarding activity in the second quarter of 2022 is August 1, 2022. Registration statements and quarterly reports may be searched and viewed on the Public Data Portal at ethics.lacity.org/data/lobbying/registrations. Interactive historical data is available on the Lobbying Dashboard at ethics.lacity.org/lobbying/lobbying-dashboard.

Attachments:

- A Highest Paid Lobbying Firms (Q1 2022)*
- B Highest Paying Clients (Q1 2022)*

TOP 10 HIGHEST PAID LOBBYING FIRMS

Based on Client Payments Reported as Received for Q1 2022

Firm	Total Amount Received	Client	Amount Paid to Firm	Client	Amount Paid to Firm
1. Englander Knabe and Allen	\$885,185	7-Eleven, Inc.	\$0	Katchko, Vitiello, Karikomi, PC on behalf of their client Universal Collective	\$2,713
		830 Fairfax Owner II, LLC	\$13,025	KPMG LLP	\$8,000
		Accela, Inc.	\$30,000	LA Blue	\$0
		AECOM	\$24,000	La Terra Development LLC	\$75,138
		American Wood Council	\$18,000	Landify ECT Corporation	\$0
		Anheuser-Busch Companies, LLC	\$0	Laurence School	\$11,813
		Anthem, Inc.	\$12,000	Malibu Green	\$900
		AT&T Enterprise Services (AT & T and its affiliates)	\$6,000	Modern Animal, Inc.	\$31,850
		Avaya, Inc.	\$13,500	N N N Productions	\$4,800
		BNSF Railway Company	\$9,000	Nike	\$19,500
		Boingo Wireless, Inc.	\$18,000	Official Police Garage Assn of LA	\$37,500
		Calmet Corp.	\$15,000	Onni Contracting (CA) Inc.	\$7,500
		Clark Construction Group - California, LP	\$0	Osrose Utilities Services, Inc.	\$18,000
		Coca Cola Bottling USA	\$2,500	PCMC	\$16,000
		Columbia Care, LLC	\$450	Qualtrics Inc	\$0
		Conduent	\$15,000	Saltchuk Resources, Inc.	\$15,000
		CrowdStrike, Inc.	\$8,000	SAP Public Services, Inc.	\$7,200
		Deloitte Consulting LLP	\$27,000	Silverstein Properties LLC	\$60,744
		Enenstein Pham & Glass, LLP	\$4,113	Skinny Labs Inc., dba Spin	\$0
		Enterprise Rent-A-Car Company of Los Angeles	\$20,400	Splunk Inc.	\$2,800
		Fairfield Kittridge, LLC	\$28,950	Sportsmen's Lodge Owner, LLC	\$92,000
		Fenix Marine Services	\$24,000	Terrace Restaurant and Lounge, Inc	\$8,525
		Gemdale USA Corporation	\$14,100	The Relief Collective	\$375
		GreenQuest Energy Development, LLC	\$12,000	Tobacco Free Kids Action Fund	\$3,375
		Halo Collective Inc.	\$9,725	Total Transportation Services, Inc. - TTSI	\$20,000
		HDR Engineering, Inc.	\$21,000	United Taxi	\$10,667
		HealthRIGHT 360	\$1,125	Universal Technical Institute, Inc.	\$15,000

TOP 10 HIGHEST PAID LOBBYING FIRMS

Based on Client Payments Reported as Received for Q1 2022

Firm	Total Amount Received	Client	Amount Paid to Firm	Client	Amount Paid to Firm
1. Englander Knabe and Allen (continued)	\$885,185	Hi Hi Heel Productions	\$0	URW Airports, LLC (f/k/a Westfield Airports, LLC)	\$30,000
		Jess Chen	\$2,025	Waste Management Inc.	\$9,000
		Katchko, Vitiello, Karikomi, PC on behalf of their client Southern California Collective	\$375	Westfield Property Management, LLC	\$27,500
2. DLA Piper LLP (US)	\$862,047	Altman Apartments LLC	\$0	KB Home	\$0
		Amplify Development Co.	\$0	Landmark Properties, Inc.	\$0
		Arc Capital Partners LLC	\$0	Lowe Enterprises Real Estate Group, Inc.	\$3,724
		Atlas Capital Group, LLC	\$135,479	LSA Capital, Inc.	\$37,916
		BARDAS Investment Group	\$183,448	MR Real Estate, LLC	\$0
		Barlow- MREC HD Elysian Park, LLC	\$0	MREC HD Blake Street	\$30,164
		Bastion Development Corporation	\$18,806	O'Brien Machinery, Inc.	\$7,500
		Behrstock Properties LP	\$0	Platform Ventures	\$20,412
		Bonnis Properties Cal 701 LP	\$0	Prana Investments	\$0
		Borstein Enterprises	\$21,678	Prime/CRDF Mission Hills, LLC	\$655
		California Landmark Group	\$0	Retail Branches	\$0
		Champion Real Estate Company	\$99,944	Rising Realty Partners	\$0
		Crossroads SPV II	\$0	Roundhouse	\$3,577
		Crossroads SPV III	\$0	RWBP Highland, LP	\$0
		Crossroads SPV IV	\$0	San Pedro SFR Owner LLC	\$0
		Crossroads SPV LLC	\$58,658	Skid Row Housing Trust	\$0
		Crown Group Holdings Pty Ltd	\$3,938	Summer Land Partners Group, Inc.	\$26,423
		Equity LifeStyle Properties	\$0	Tailor Lofts, LLC	\$0
		Estate Four	\$52,227	Taylor Morrison of California, LLC	\$10,936
		Geneva Street Partners Company, LLC	\$0	The Panorama Group, Inc.	\$24,413
		Harridge Development Group, LLC	\$87,239	Ventus Group	\$34,912
		Hythum Kiswani	\$0	Westland Partners, Inc	\$0
		Ian Schrager Company	\$0		

TOP 10 HIGHEST PAID LOBBYING FIRMS

Based on Client Payments Reported as Received for Q1 2022

Firm	Total Amount Received	Client	Amount Paid to Firm	Client	Amount Paid to Firm
3. Armbruster Goldsmith & Delvac LLP	\$775,292	2800 Casitas LLC	\$0	Kaplan Development Group	\$12,104
		4508ethel, llc	\$0	Karma Company, LLC	\$0
		5420 Sunset Venture, LLC	\$37,517	La Terra Development, LLC	\$130
		6767 W Sunset Blvd LLC dba CMNTY Culture Campus	\$22,373	Landmark Properties, Inc.	\$4,205
		6th & Alameda LLP	\$0	LANDRE, LLC	\$0
		9500 Pico LLC	\$3,560	Leon Capital Group	\$5,576
		Abington Emerson	\$2,891	M&A Real Estate Partners LLC	\$5,831
		ABS Properties, Inc.	\$12,739	Mapleton Investments	\$0
		Academy of Motion Picture Arts & Sciences	\$1,164	MCRT Investments LLC	\$0
		AEG	\$5,044	MGA North LLC	\$38
		Amidi Group	\$11,510	Midwood Investment & Development	\$7,564
		Amoroso Company	\$728	Milken Community Schools	\$19,597
		Artisan Ventures	\$10,261	MLM Group LLC	\$249
		Asset 1 Holdings, LLC	\$31,064	Next Century Associates, LLC	\$16,250
		B&F Associates	\$0	Oakmont Capital	\$2,454
		Belmont Village Senior Living	\$18,858	ONNI Group Contracting (California) Inc.	\$21,272
		BI Opportunity Zone Fund I, LLC	\$0	P&L Figueroa Investors, LLC	\$4,416
		Black Equities	\$0	Palisades Capital Partners	\$161,483
		Bolour	\$2,101	PSS West L.A., LLC	\$6,216
		Brentwood School	\$588	RAR2-Villa Marina Center CA, LLC	\$4,253
		Brookfield Properties Development LLC	\$2,394	Rose Avenue Capital	\$38
		BWC/St. Andrews LP	\$9,454	Round Room Live	\$25,116
		California Landmark	\$7,079	Sares Regis	\$24,353
		Canfield Development, Inc.	\$78	Skya Highland Park Partners II, LLC	\$15,519
		Carmel Partners	\$8,201	Sonder	\$319
		CGI Strategies	\$15,831	Spieker Realty Investments	\$137
		Cherokee Bliss, LLC	\$0	Stephen Wise Temple	\$20,618
		City Market of Los Angeles	\$317	Sutter, Gary & Vera	\$1,240

TOP 10 HIGHEST PAID LOBBYING FIRMS

Based on Client Payments Reported as Received for Q1 2022

Firm	Total Amount Received	Client	Amount Paid to Firm	Client	Amount Paid to Firm
3. Armbruster Goldsmith & Delvac LLP (continued)	\$775,292	CityView	\$270	The Buckley School	\$717
		Culver Crossings Properties LLC	\$32,630	The Hanover Company	\$2,143
		Cypress Equity	\$1,756	The Mirman School	\$42,429
		Cypress Equity Investments	\$0	Tishman Speyer	\$7,451
		Devenney Group, Ltd.	\$641	Trammell Crow	\$45,218
		Frost/Chaddock Developers, LLC	\$17,372	TriStar Realty Group, LLC	\$998
		G.H. Palmer	\$850	Uncommon Development	\$13,330
		Glassell Park, LLC	\$0	University of Southern California	\$5,672
		GPI Companies	\$2,657	Vantage Property Investors	\$1,063
		GRT Portfolio Properties	\$1,076	Westmark School	\$38
		Grubb Properties	\$380	Wiseman Residential	\$6,090
		IMT Capital LLC	\$129	WS Communities	\$797
		Jade Enterprises	\$25,524	Yorkwood LLC	\$3,009
		Jamison Properties, LP	\$326		
4. Sheppard, Mullin, Richter & Hampton LLP	\$674,593	1600 Hudson, LLC	\$0	Gopuff	\$94,376
		5B Enterprises	\$0	Holland Partner Group	\$31,985
		6000 SV Holdings LLC	\$0	Hollywood Forever Cemetery	\$18,166
		606 N. Western LLC.	\$5,125	Hollywood International Regional Center	\$34,295
		9712 Oak Pass Road LLC	\$0	Hudson Pacific Properties, Inc.	\$0
		Alliance Ground International	\$7,231	Jonathan Rose Companies	\$0
		Angels Landing Partners, LLC (formerly Peebles Corporation, The)	\$108,365	Lightstone DTLA, LLC	\$10,402
		Automobile Club of Southern California	\$20,671	LLJ Adler Warner	\$0
		Azure Development, Inc.	\$0	MOB Hotels & Compagnie LLC	\$0
		Brookfield Properties Development LLC	\$149,705	Montgomery Clark Advisors	\$0
		Brookfield Properties Management (CA) Inc.	\$0	Our Lady of Mt. Lebanon	\$111,381
		Capital Hall Partners	\$52,458	Pluto Partners, LLC	\$0
		Continuum Partners	\$13,561	Primestor Development, Inc.	\$0

TOP 10 HIGHEST PAID LOBBYING FIRMS

Based on Client Payments Reported as Received for Q1 2022

Firm	Total Amount Received	Client	Amount Paid to Firm	Client	Amount Paid to Firm
4. Sheppard, Mullin, Richter & Hampton LLP (continued)	\$674,593	Daylight Community Development	\$0	Sandstone Properties	\$0
		Elkwood LLC	\$5,795	TA Los Angeles 443 SSS LP	\$0
		Equitas Academy	\$0	The True Life Companies	\$7,190
		Girls Athletic Leadership School	\$0	Venus Over Manhattan	\$0
		Go For Broke National Education Center	\$3,887	Warner Center Gardens Limited	\$0
5. Craig Lawson & Co., LLC	\$627,359	860 Highland Associates LLC	\$0	Merlin Entertainments Ltd.	\$7,150
		A Community of Friends	\$139	Mosaic Development Group	\$3,420
		Abbey Road, Inc.	\$16,371	Motion Picture Industry PHP	\$2,306
		Abode Communities	\$39,346	Museum Associates	\$32,903
		AD Sharp US	\$4,999	National Community Renaissance of CA	\$33,283
		AECOM Technical Services	\$0	National Real Estate Development LLC	\$50,089
		Allies for Every Child, Inc.	\$13,297	Our Lady of Mt. Lebanon	\$33,003
		Amidi Group	\$19,339	Overton Moore Properties	\$28,338
		B & F Associates	\$3,174	P.V.A. Investments, LLC	\$0
		Baldwin Hills Motor Inn, Inc.	\$4,393	Pacific Springs LLC	\$6,994
		Calmart Sub I, LLC	\$22,903	Palisades Capital Partners LLC	\$58,471
		Capacity Power Group, LLC	\$10,726	Pico Union Housing Corp.	\$0
		Children's Hospital Los Angeles	\$1,676	Rexford Industrial Realty	\$46,155
		Confluent Development LLC	\$7,572	Roque & Mark Co.	\$1,327
		Eiden Inc.	\$3,610	Shoreham Capital LP	\$0
		Flexible PSH Solutions	\$1,486	Somito Capital LP	\$10,548
		Freeman Group	\$3,180	Summit Western Limited, LLC	\$2,969
		Greenbergs-Rosen, a Partnership	\$1,315	TAP Worldwide	\$11,409
		Holland Partners	\$13,844	The City Market of Los Angeles	\$199
		Ikar	\$6,275	Thrifty Oil Co.	\$8,487
		Jacmar Partners	\$12,797	Tower Investments Group LLC	\$3,390

TOP 10 HIGHEST PAID LOBBYING FIRMS

Based on Client Payments Reported as Received for Q1 2022

Firm	Total Amount Received	Client	Amount Paid to Firm	Client	Amount Paid to Firm
5. Craig Lawson & Co., LLC (continued)	\$627,359	Jamison Properties LP	\$42,533	Triumph Management	\$1,492
		Kirby Manor Corp	\$14,360	Vermont Real Estate Properties LLC	\$16,000
		LA Family Housing	\$6,163	Walter N Marks Inc	\$19,134
		Mercy Housing	\$794	West Hollywood Community Housing Corp.	\$0
6. MAX DEVELOPMENT LLC dba three6ixty	\$626,774	A Community of Friends: 114-16 Lorena St ACOF-001P	\$13,100	Maxxam LLC	\$1,013
		Apex Reaty Inc	\$0	McCormack Baron Salazar Development	\$4,146
		Aroma Cafe	\$3,025	MDM Investments Group	\$788
		Atrio Venice LLC	\$2,981	MLL Capital: 640 S San Vicente MLL-001	\$1,500
		Black Equities Group	\$25,338	Moss and Company	\$5,488
		Bolour Associates	\$22,638	Nine Oak Investments	\$731
		Botanical Hospital Group	\$3,631	Orion Capital	\$469
		Brasa Capital	\$0	Oxford Capital Group LLC	\$3,881
		CIM Group	\$6,520	Pan Am Equities	\$2,560
		Cityview LLC	\$8,834	Park Place Investmt Hldg: 6753 Selma PPIH-001	\$2,500
		Crescent Capital Partners	\$1,048	PAX Urban Partners	\$5,981
		Cypress Equity	\$0	Praxis Development Group	\$329
		Cypress Equity	\$0	RBM of California	\$22,886
		D & M Steel	\$2,213	Relevant Group	\$27,611
		Daylight Community Development	\$873	Renaissance Arts Academy	\$2,638
		Decro Corporation	\$5,988	Robhana Group	\$11,200
		Domus Development LLC	\$25,539	RSE Capital Partners	\$9,264
		EIP001 Hope LLC	\$6,575	Senior Housing Partners	\$20,788
		Fifteen Group	\$0	Skansa USA Community Development	\$2,041
		Firestone Walker	\$2,869	Sonder USA Inc.	\$2,468
		Geneva Street Partners	\$10,108	Starkwood Inc.	\$1,333
		Greenlawn Development LLC	\$10,744	Taylor Aquities	\$0
		GRUBB Properties	\$58,393	The Actor's Fund	\$10,125
		GTM Holdings LLC	\$2,063	The Athletic Body	\$649

TOP 10 HIGHEST PAID LOBBYING FIRMS

Based on Client Payments Reported as Received for Q1 2022

Firm	Total Amount Received	Client	Amount Paid to Firm	Client	Amount Paid to Firm
6. MAX DEVELOPMENT LLC dba three6ixty (continued)	\$626,774	Haroni Investments Inc.	\$10,894	Tishman Speyer	\$1,665
		Hawkins Way Properties LLC	\$20,545	Tom Safran & Associates	\$71,564
		Hollenbeck Palms	\$6,880	Tova Capital	\$4,813
		HPA, Inc.	\$9,906	Tradewinds LLC	\$0
		In and Out Burger	\$6,850	United Building Company	\$1,268
		Investors Management Co	\$0	Urth Caffè	\$814
		Jewish Federation of Greater LA	\$749	Viramontes, Enrique	\$2,721
		Johar Properties LLC	\$2,329	Welbrook Senior Living	\$11,041
		John Stanley	\$6,819	West Hollywood Community Housing	\$3,961
		Johnson Development Associates	\$21,088	West Modular	\$2,048
		JRMC Real Estate, Inc.	\$619	Woodland Investments	\$0
		Klinedinst PC	\$315	WORKS	\$3,406
		KSLB Holding LLC	\$20,607	Wynkoop Properties LLC	\$3,455
		Lantana Development Company	\$0	Yardsworth, Inc.	\$2,088
		Legacy 21 LLC	\$11,568	Young S Kim	\$32,763
		Mani Brothers Real Estate Group	\$5,719	Zephyr Acquisitions	\$3,000
		Mark Juncosa	\$4,421		
7. Mayer Brown LLP	\$441,648	1601 Venice, LP	\$0	PHR LA Mart LLC	\$0
		7577 Foothill, LLC	\$0	PR2020, LLC	\$0
		AG-SCH 8150 Sunset Boulevard Owner, L.P.	\$5,781	Prologis, Inc.	\$0
		AvalonBay Communities, Inc.	\$0	Rescore Hollywood LLC	\$0
		Cahuenga Vine Properties II, LLC	\$0	Rescore Koreatown, LLC	\$0
		Community Builders Group, LLC	\$66,538	Seward Partners LLC	\$37,908
		CP LA Cold Storage Land, LLC	\$43,776	Sierra Canyon High School Foundation	\$6,870
		Five Points, LP	\$0	SR Partners, LLC	\$0
		Harvard-Westlake School	\$61,911	Summit Media LLC	\$0
		Jamison Properties, LP	\$3,915	Sun Hill Properties, Inc.	\$3,783

TOP 10 HIGHEST PAID LOBBYING FIRMS

Based on Client Payments Reported as Received for Q1 2022

Firm	Total Amount Received	Client	Amount Paid to Firm	Client	Amount Paid to Firm
7. Mayer Brown LLP (continued)	\$441,648	LIG – 900, 910 and 926 E. 4th St., 405-411 S. Hewitt St., LLC	\$20,654	The Laurence School	\$0
		Maxxam Enterprises	\$39,123	The Post Group, Inc.	\$48,311
		MCAF Vine LLC	\$54,357	The Star LLC	\$13,896
		Mitsui Fudosan America, Inc.	\$21,605	Watt Investment Partners, LLC	\$13,219
		Noel Chi, L.P.	\$0	West LA Commons, LLC	\$0
8. M Strategic Communications	\$435,000	ADOBE SYSTEMS	\$10,000	IKE Smart City, LLC	\$30,000
		AIRBNB	\$20,000	JADE ENTERPRISES, LLC	\$10,000
		ALLVISION	\$10,000	JUUL LABS, INC	\$0
		AMAZON WEB SERVICES	\$7,500	LAFC SPORTS, LLC	\$15,000
		ANAERGIA SERVICES, LLC	\$2,500	LOS ANGELES DODGERS	\$15,000
		CA APARTMENT ASSOCIATION	\$30,000	NETFLIX	\$10,000
		CALIFORNIANS FOR ENERGY INDEPENDENCE	\$0	PASSPORT	\$10,000
		CITY STORAGE SYSTEMS, LLC	\$0	PLAINS MARKETING, L.P.	\$10,000
		COHEN GOLDSEIN INVESTMENT (CGI) STRATEGIES	\$20,000	PSA HEALTH, LLC / BLUESTONE	\$40,000
		DART CONTAINER CORPORATION	\$10,000	SA RECYCLING LLC	\$20,000
		EDF RENEWABLE ENERGY	\$52,000	TISHMAN SPEYER	\$30,000
		EDISON INTERNATIONAL AND AFFILIATES	\$10,000	UNIVERSITY OF SOUTHERN CALIFORNIA	\$20,000
		FISERV	\$2,500	VELLA GROUP	\$30,000
		HNTB CORPORATION	\$2,500	VERIZON	\$18,000
		HUDSON PACIFIC PROPERTIES	\$0	WESTFIELD PROMENADE	\$0
9. Marathon Communications Inc.	\$417,449	1601 Venice, LP c/o Allied Commercial Exports, Ltd.	\$0	Hilton Hotel & Resorts	\$0
		39 South LLC c/o Plus Development Group	\$1,256	Hines	\$0
		Artisan Realty Advisors	\$60,000	Hollywood Trophy, LLC	\$56,000
		AvalonBay Communities, Inc.	\$21,720	Kaiser Permanente	\$14,248
		Carmel Partners	\$40,000	La Cienega Partners Limited Partnership	\$1,570
		Cedars-Sinai	\$43,200	Millennium Partners	\$98,937
		Charles Company	\$11,413	Plus Development Group	\$0

TOP 10 HIGHEST PAID LOBBYING FIRMS

Based on Client Payments Reported as Received for Q1 2022

Firm	Total Amount Received	Client	Amount Paid to Firm	Client	Amount Paid to Firm
9. Marathon Communications Inc. (continued)	\$417,449	Continuum Partners	\$35,626	Prologis L.P.	\$6,900
		DFS North America	\$16,000	Townscape Partners	\$10,579
10. Kirra, LLC	\$376,500	Actum I, LLC on behalf of SoCalGas	\$0	Live Nation Entertainment, Inc.	\$15,000
		Alliance Ground International	\$5,000	Outfront Decaux Street Furniture, LLC	\$30,000
		American Airlines	\$30,000	Pacific Maritime Association	\$12,500
		American Golf Corporation	\$24,000	Palo Alto Networks, Inc.	\$7,500
		Atkins North America, Inc.	\$15,000	Plus Development Group on behalf of Forever Estate Trust	\$30,000
		ChargePoint, Inc.	\$0.00	Quixote Studios	\$2,500
		Clear Channel Outdoor, Inc.	\$45,000	SDI Presence LLC	\$30,000
		ENE.HUB US LLC	\$22,500	Uber	\$30,000
		Epicenter Landcorp, LLC	\$2,500	Universal Waste Systems, Inc.	\$15,000
		Flatiron	\$15,000	Velocity Vehicle Group	\$15,000
		Jacobs Engineering Group Inc.	\$30,000		

TOP 10 HIGHEST PAYING CLIENTS

Based on Aggregate Client Payments Reported as Made for Q1 2022

Client	Total Payment Reported	Firm	Payment Received	City Matter	Agencies Lobbied
1. Palisades Capital Partners	\$219,954	Armbruster Goldsmith & Delvac LLP	\$161,483	Alpine Project	City Planning; City Council
		Craig Lawson & Co., LLC	\$56,792	Mixed Use Development [CPC-2018-176-DB-BL-VCU-CU-MCUP-DD-SPR]	City Council; Building and Safety; Neighborhood Councils; City Planning; Public Works, Engineering
			\$1,679	Commercial Project	City Planning
		Sugerman Communications Group	\$0	Alpine Project	None indicated
2. Englander Knabe and Allen	\$201,599				
<i>on behalf of LaTerra Properties</i>		TChoi and Associates	\$35,542	12575 Venice / 12444 Venice	Building and Safety
<i>on behalf of Modern Animal</i>			\$24,778	Permit facilitation with planning for clearance summary sign off for permit	City Planning
<i>on behalf of Fairfield Kittridge, LLC</i>			\$22,644	Permit Issue U permit facilitation with LADOT , Public Works	Transportation (LADOT, DOT)
<i>on behalf of LaTerra Properties</i>			\$18,175	4900 Hollywood Blvd.	Public Works, Street Services
<i>on behalf of LaTerra Properties</i>			\$14,534	4850 Hollywood Blvd.	City Council
<i>on behalf of Gemdale USA</i>			\$10,652	Development	City Council
<i>on behalf of Laurence School</i>			\$9,305	13639 W Victory Blvd, Valley Glen, CA 91401	Public Works, Sanitation
<i>on behalf of Silverstein Properties</i>			\$8,663	Permitting facilitation with LAFD on renovation permits	Building and Safety; Fire (LAFD)
<i>on behalf of Terrace Restaurant</i>			\$6,873	Permit LAPD Cafe live entertainment permit	Police (LAPD)
<i>on behalf of LaTerra Properties</i>			\$6,487	1100 W. Temple	Building and Safety
<i>on behalf of LaTerra Properties</i>			\$4,894	Due Diligence	Building and Safety
<i>on behalf of N.N.N. Productions</i>			\$3,927	1509 Mateo St.	Public Works, Engineering

TOP 10 HIGHEST PAYING CLIENTS

Based on Aggregate Client Payments Reported as Made for Q1 2022

Client	Total Payment Reported	Firm	Payment Received	City Matter	Agencies Lobbied
2. Englander Knabe and Allen (continued)	\$201,599				
<i>on behalf of N.N.N. Productions</i>		TChoi and Associates (continued)	\$3,927	1509 Mateo St.	Public Works, Engineering
<i>on behalf of their client Deloitte Consulting LLP</i>		Kathy Jones Irish Consulting, LLC	\$14,250	LADWP Consulting and Advisory Services	Water & Power (DWP)
<i>on behalf of Osmose Utilities Services, Inc.</i>			\$12,600	Contract Execution	Water & Power (DWP)
<i>on behalf of their client Enterprise</i>			\$4,000	Fleet Services / EV Fleet Vehicle	Water & Power (DWP)
<i>on behalf of their client AECOM</i>			\$0	Engineering and Design Services	None indicated
<i>on behalf of their client Qualtrics Inc.</i>			\$0	Experience Management Software	None indicated
<i>Englander Knabe and Allen</i>		Matthew A Goulet	\$4,275	Research into various improvements and entitlements Performing research into entitlements necessary to permit various remodel scenarios of US Bank Tower	None indicated
3. Chick-Fil-A	\$200,356	TChoi and Associates	\$71,343	17660 Ventura Blvd	City Council
			\$51,863	Outreach, Entitlement Strategy	City Council
			\$27,000	Permitting Public works permits for water testing in street	Board of Public Works
			\$16,100	Entitlement and permitting Facilitation with Planning and City Council	City Council
			\$11,900	20101 Ventura Blvd	Public Works, Engineering
			\$2,200	entitlements and permitting /2925 Los Feliz, Los Angeles, CA 90039 entitlement approval for restaurant	None indicated
			\$2,000	Entitlements and permitting Zoning approval for restaurant	None indicated

TOP 10 HIGHEST PAYING CLIENTS

Based on Aggregate Client Payments Reported as Made for Q1 2022

Client	Total Payment Reported	Firm	Payment Received	City Matter	Agencies Lobbied
3. Chick-Fil-A (continued)	\$200,356	Pacific Crest Consultants	\$5,050	Commercial Property/5043 Van Nuys/Hesby	City Planning
			\$3,975	Commercial property	City Planning
			\$2,900	Commercial Property/5440 Century	City Planning
			\$2,775	Commercial Property/2925 Los Feliz	City Planning
			\$2,025	Commercial Property/2913 Broadway	City Planning
			\$1,150	Commercial Property/9048 Balboa	City Planning
			\$75	Commercial Property/Eagle Rock	City Planning
4. BARDAS Investment Group	\$194,985	DLA Piper LLP (US)	\$44,337	Sears (5601 Santa Monica Blvd) creative office and studio campus development	City Planning; City Council
			\$39,356	1149 Las Palmas creative office development	City Council; City Planning
			\$38,693	TVC creative office and studio development	City Planning; City Council
			\$37,280	6101-6111 Melrose Ave	City Planning; City Council; Office of City Attorney
			\$21,264	1200 Cahuenga creative office development	City Council; Building and Safety; City Planning
			\$2,519	6344 Fountain	City Planning
			\$0	712 Seward	None indicated
			\$0	General Real Estate	None indicated
		Kindel Gagan	\$9,000	Obtaining water and power service @ 712 Seward St & 6344 Fountain Ave in Los Angeles	Water & Power (DWP)
		3D Networks Corp., Inc.	\$2,538	Community Outreach Planning Matter	City Council; Neighborhood Councils

TOP 10 HIGHEST PAYING CLIENTS

Based on Aggregate Client Payments Reported as Made for Q1 2022

Client	Total Payment Reported	Firm	Payment Received	City Matter	Agencies Lobbied
5. Angels Landing Partners LLC (formerly The Peebles Corporation)	\$189,904	Sheppard, Mullin, Richter & Hampton LLP	\$108,365	Angels Landing Redevelopment of Angels Landing in DTLA by applicant, Angels Landing Partners LLC	Office of Mayor; City Council; Building and Safety; Chief Legislative Analyst (CLA); City Planning
		The Rynders Corporation	\$60,539	Angels Landing Development Project Angels Landing mixed-use development project [ZA-2018-3271-MCUP-CUX-SPPA-SPP]	Chief Legislative Analyst (CLA); City Council; Office of City Attorney; Office of Mayor; Economic and Workforce Development Dept (EWDD); City Planning; City Administrative Officer (CAO)
		LG Strategies	\$21,000	Angels Landing development project, DTLA.	City Council; Office of Mayor
6. Brookfield Properties Development	\$188,081	Sheppard, Mullin, Richter & Hampton LLP	\$149,705	333. S. Hope Street Entitlement for a multi-family residential tower.	City Planning; City Council
		Leon & Walsh Public Affairs	\$25,000	Issues impacting commercial properties and investments.	City Planning
		Burns & Bouchard, Inc.	\$10,981	GGP Northridge Fashion Center, LP Potential residential project on portions of the property. [21010-20000-03477, ZA-2020-7711-MCUP-CUX-ZAD]	City Planning; Neighborhood Councils; City Council
		Armbruster Goldsmith & Delvac LLP	\$1,779	Northridge Fashion Center Potential residential development on portions of the property.	None indicated
			\$615	949 S. Hope Street, Los Angeles Entitlements for mixed-use residential and retail development	None indicated

TOP 10 HIGHEST PAYING CLIENTS

Based on Aggregate Client Payments Reported as Made for Q1 2022

Client	Total Payment Reported	Firm	Payment Received	City Matter	Agencies Lobbied
7. Our Lady of Mount Lebanon	\$161,690	Sheppard, Mullin, Richter & Hampton LLP	\$111,381	Mt. Lebanon Mixed-Use Project Rehabilitated and modified cathedral building with new ancillary church uses and a 19-story residential tower.	Recreation & Parks; Transportation (LADOT, DOT); City Planning; Building and Safety; City Council
		Craig Lawson & Co., LLC	\$33,003	Mixed Use Development including Church Building Entitlements for Mixed Use Development including Church Building [CPC-2019-1856-DB-F-SPR, ENV-2019-1857-EIR]	City Planning; City Council; Neighborhood Councils
		Advocacy	\$17,306	Our Lady of Mount Lebanon Cathedral Residential / Cathedral project	City Planning; City Council
8. Champion Real Estate Company	\$138,868	DLA Piper LLP (US)	\$62,738	General Real Estate	Office of City Attorney; City Council
			\$37,206	Yucca Argyle	Office of City Attorney; City Council
			\$0	1501 Sunset	None indicated
		Elkins Kalt Weintraub Reuben Gartside LLP	\$30,414	1489 Sunset Blvd Mixed-Use Development project	Public Works, Engineering; City Planning,
			\$8,510	806 W. Adams Blvd. Development matters	Building and Safety
9. Atlas Capital Group LLC	\$135,479	DLA Piper LLP (US)	\$123,212	LA Times Building	Water & Power (DWP); Public Works, Street Services; Public Works, Engineering; Public Works, Board of; City Planning; Fire (LAFD); Building and Safety; City Council

TOP 10 HIGHEST PAYING CLIENTS

Based on Aggregate Client Payments Reported as Made for Q1 2022

Client	Total Payment Reported	Firm	Payment Received	City Matter	Agencies Lobbied
9. Atlas Capital Group LLC (continued)	\$135,479	DLA Piper LLP (US) (continued)	\$11,719	Eagle Rock Land Use Entitlements	City Council; Building and Safety; City Administrative Officer (CAO)
			\$548	Alameda Square	City Council
			\$0	410 W. 7th St.	None indicated
			\$0	712 S. Olive	None indicated
			\$0	Chinatown	None indicated
			\$0	Chinatown CEQA	None indicated
			\$0	General Real Estate	None indicated
			\$0	Pickle Works	None indicated
			\$0	Vignes	None indicated
			\$0	Woodland Hills	None indicated
10. Manatt Phelps & Phillips, LLP on behalf of Mt. St. Mary's University	\$134,925	colLABorate	\$134,925	Land Use Issues and Permitting [ZA-2017-928-CU]	City Council; City Planning